

ALBANY UNIFIED SCHOOL DISTRICT  
BOARD OF EDUCATION

REGULAR MEETING

Albany Community Center

1249 Marin Avenue  
Albany, CA 94706

TUESDAY

June 30, 2009

A G E N D A

- I. OPENING BUSINESS** **6:30 p.m.**
- A) Call to Order  
B) Roll Call  
C) Identify Closed Session Topics for Discussion Pursuant to Agenda Section III below.
- II. PUBLIC COMMENT PERIOD FOR CLOSED SESSION ITEMS**
- General public comment on any Closed Session item will be heard. The Board may limit comments to no more Than three (3) minutes.*
- III. CLOSED SESSION** **6:35 p.m.**
- A) With respect to every item of business to be discussed in Closed Session Pursuant to: Government Code Section 54957: Personnel Assignment Order and Consent Calendar.
- Certificated**
1. Teacher
  2. School Psychologist
  3. Noontime Sports Director
  4. Athletic Director
  5. Noontime Yard Supervisor
  6. Mental Health Specialist
  7. Principal
  8. Substitute Teacher
- Classified**
1. Special Education Paraeducator-ESY
  2. Summer School Secretary
  3. Translator
  4. Paraeducator

**H.R. Administrator Job Description and Salary Schedule**

**Technology Director Job Description and Salary Schedule**

**Designate Certificated Teachers to Permanent and Probationary Status**

- B) With respect to every item of business to be discussed in Closed Session Pursuant to Government Code Section 54957: Personnel Assignment Order and Consent Calendar Superintendent's Evaluation
- C) With respect to every item of business to be discussed in Closed Session Pursuant to Education Code Section 35146, Student Personnel Matters.
- D) With respect to every item of business to be discussed in Closed Session Pursuant to Government Code Section 54956.9 Litigation, 1 Case.
- E) With respect to every item of business to be discussed in Closed Session Pursuant to Government Code Section 54957.6: CONFERENCE WITH LABOR NEGOTIATOR (Superintendent Marla Stephenson, District Representative), Regarding Negotiations as pertains to:
  - 1. California School Employees Association (CSEA)
  - 2. Albany Teachers Association (ATA)
  - 3. SEIU Local 1021

**IV. OPEN SESSION**

**7:30 p.m.**

*Depending upon completion of Closed Session items, the Board of Education intends to convene to Open Session At 7:30 pm to conduct the remainder of its meeting, reserving the right to return to Closed Session at any time.*

- A) Reconvene to Open Session
- B) Roll Call
- C) Pledge of Allegiance
- D) Report of Action Taken in Closed Session
- E) Approval of Agenda
- F) Approval of Consent Calendar

*(The consent Calendar includes routine items that may be handled with one action. Board Members may request any item be removed from the Consent Calendar without formal action.)*

- 1. **Approval of Board Minutes**
  - a) April 28, 2009
  - b) May 5, 2009
  - c) May 19, 2009
  - d) June 3, 2009
- 2. **Personnel Assignment Order**
  - a) **Certificated Personnel – Public Employee Assignment, Employment, Appointment, Evaluation, Leave Requests:**
    - i. Teacher

- ii. School Psychologist
- iii. Noontime Sports Director
- iv. Athletic Director
- v. Noontime Yard Supervision
- vi. Mental health Specialist
- vii. Principal
- viii. Substitute Teacher

b) **Classified Personnel – Public Employee Assignment, Appointment Employment, Leave Requests:**

- i. Special Education Paraeducator-ESY
- ii. Translator
- iii. Summer School Secretary
- iv. Para Educator

c) **H.R. Administrator Job Description and Salary Range** Pg. 6

d) **Technology Director Job Description and Salary Range** Pg. 8

e) **Designate Certificated Teachers to Permanent and Probationary Status** Pg. 11

3. **Curriculum and Instruction**

- a) East Bay Center for Performing Arts, 2009-2010, Grades 1-3 Pg. 12  
Enrichment Program Providers
- b) Consolidated Application Part I for Funding Categorical Programs Pg. 16

4. **Business and Operations**

- a) Warrants Pg. 69
- b) Amend Purchase Order #PO9-00869 to include additional \$100 donation for Music Therapy Services, Titia Martin-Nagle Pg. 81
- c) Investment Report – April 2009, County of Alameda Pg. 82

5. **Student Services**

- a) Approve increase to Purchase Order #PO9-00103 for Helen Miller in the amount of \$4,050.00 for Assistive Technology and Educational Technology Consultation and Services at a cost of \$130.00/hour for one student. Funding Source: Special Education.
- b) Approve increase to Purchase Order #PO9-00239 for Language People Inc. in the amount of \$5,990.00 for Computer Assisted Real Time Captioning Services at a cost of \$140/hr for one student. Funding Source: Special Education
- c) Approve increase in Purchase Order #PO9-00242 for Dr. Caroline Johnson, in an amount not to exceed an additional \$220 for a

Psychological Assessment for one student. Funding Source: Special Education.

- d) Approve one (1) Master Contract between Albany Unified School District and Summitview and two (2) Individual Service Agreements for residential special academic services (Basic Education) and transportation at a cost not to exceed \$86,348.40; \$7,731.50 for Transportation and \$78,616.90 for Basic Education. Funding Source: Special Education

**V. STAFF REPORTS**

- A) OceanView Park Field Improvements, Superintendent Oral Report

**VI. PERSONS TO ADDRESS THE BOARD ON MATTERS NOT ON THE AGENDA**

*Board practice limits each speaker to no more than three (3) minutes. The Brown Act limits Board ability to discuss or Act on items which are not on the agenda; therefore, such items may be referred to staff for comment or for consideration on a future agenda.*

**VII. REVIEW AND ACTION ITEMS**

*(Members of the public will have the opportunity to speak on all issues.)*

- A) Open Public Hearing on the Proposed 2009-10 Budget
- B) Close Public Hearing on the Proposed 2009-10 Budget
- C) Review and Approve 2009-2010 Budget (report under separate cover) Pg. 99
- D) Approve SchoolCare 2009-2010 First Round Funding Allocations Pg.100

**VIII. REVIEW AND DISCUSSION ITEMS**

- A) Parcel Tax Committee Report (power point under separate cover) Pg.103
- B) Strategic Plan External Facilitation Pg.111

**IX. BOARD AND SUPERINTENDENT COMMENTS**

**X. FUTURE AGENDA ITEMS**

- A) Safe School Plans August 4
- B) Adopt Board Policies 5000 August 4
- C) Strategy Planning Process August 4
- D) Parcel Tax August 4

**XI. FUTURE BOARD MEETINGS**

- A) Tuesday, August 4, 2009, 7:30 p.m., Regular Meeting, Albany Community Center, 1249 Marin Avenue, Albany
- B) Tuesday, August 18, 2009, 7:30 p.m., Regular Meeting, Albany Community Center, 1249 Marin Avenue, Albany
- C) Tuesday, September 1, 2009, 7:30 p.m., Regular Meeting, Albany Community Center, 1249 Marin Avenue, Albany

**XIII. ADJOURNMENT**

*The Board believes that late night meetings deter public participation, can affect the Board's decision-making ability, and can be a burden to staff. Regular Board Meetings shall be adjourned at 10:00 p.m. unless extended to a specific time determined by a majority of the Board.*

The Board of Education meeting packet is available for public inspection at the Albany Public Library, 1247 Marin Avenue, all school sites, and the lobby of the Albany Unified School District office, 904 Talbot Avenue, Albany. The agenda is available on the Albany Unified School District web site: [www.albany.k12.ca.us](http://www.albany.k12.ca.us)

If you provide your name and/or address when speaking before the Board of Education, it may become a part of the official public record and the official minutes will be published on the Internet

In compliance with the Americans with Disability Act (ADA), if you need special assistance to participate in this meeting, please contact the Superintendent's Office at 510-558-3766. Notification must be give forty-eight (48) hours prior to the meeting to make reasonable arrangements for accessibility (28 CFR 35.102.104 ADA Title II).

Job Description Albany Unified School District  
Human Resources Administrator

P6

Title: Human Resources Administrator  
Months: 12  
Range: 96,553.00-\$119,493.00

**KEY DUTIES AND RESPONSIBILITIES: E= Essential Duties**

1. Plan, organize and administer the personnel functions of the District; assure compliance with a variety of State and Federal regulations, laws and reporting requirements; research, develop and recommend new procedures and programs E
2. Direct the teacher recruitment program and the selection process for personnel E
3. Develop, implement and oversee job announcements, testing activities, paper screening, interviewing, reference checking and other selection processes E
4. Supervise and evaluate the performance of assigned personnel; interview and select employees and recommend transfers, reassignment, termination and disciplinary actions; plan, coordinate and arrange for appropriate training of subordinates E
5. Assist in the development of student enrollment projections, certificated staffing and kindergarten allocations for all schools E
6. Maintain positive employee relations; provide support as directed to site/department administrators in evaluating, disciplining and counseling employees E
7. Administer the district's effort toward compliance with the mandate under "No child Left Behind" with respect to both certificated and classified personnel E
8. Administer the preparation and maintenance of a variety of narrative and statistical reports, records and files related to assigned activities and personnel E
9. Communicate with other administrators and District personnel to coordinate activities and programs, resolve issues and conflicts, and exchange information E
10. Other related duties as assigned E
11. Oversee new employee orientation, professional growth and training programs, monitor credential status, assist with employee recognition programs E
12. Assists staff in obtaining and renewing credentials through the State Commission on Teacher Credentialing and ensures that all certificated staff are properly credentialed for their assignment E
13. Interprets personnel policies and procedures on a variety of human relations functions, including questions on leaves of absence, retirement, employee discipline, reemployment rights, layoffs, professional growth and others E

**Job Description Albany Unified School District**  
Human Resources Administrator

P7

**KNOWLEDGE Of:**

1. Principles and practices of personnel administration
2. State credentials and credentialing requirements
3. Applicable sections of the Education Code, Board policies and other laws related to personnel practices and procedures
4. ATA, CSEA, and SEIU contracts
5. Principles of public administration, management and organization
6. Principles and practices of employee training and supervision
7. General labor relations, laws, practices and procedures
8. Interpersonal skills using tact, patience, and courtesy
9. Oral and written communication skills
10. Operation of a computer and assigned software

**ABILITY TO:**

1. Interpret and apply a wide variety of rules and regulations relating to the operation of the personnel department
2. Establish and maintain effective working relationships with a variety of groups and individuals
3. Prepare and present comprehensive, effective oral and written reports
4. Drive a vehicle to conduct work
5. Analyze situations accurately and adopt an effective course of action
6. Organize and conduct staff development activities as needed
7. Sit, walk or stand for extended periods
8. Plan and organize work
9. Bend at the waist, kneel or crouch
10. Meet schedules and time lines
11. Operate a computer and other office equipment as assigned

**Qualifications/Requirements**

**Education and Experience**

- Master's degree in education or related field
- Five years of classroom teaching experience
- Two years of administrative experience

Valid Current California Teaching Credential

Valid Current Administrative Services Credential

Valid Current California Driver's License

Job Description Albany Unified School District  
Technology Director

P8

Title: Technology Director  
Months: 12 Months  
Range: \$83,000-105,700

**JOB DESCRIPTION:** Under the general direction of the Superintendent, assumes primary management responsibility for the Technology Services Department; ensures efficient delivery of information system services and technology resources for users districtwide; and performs other essential job-related work as required. The fundamental objective of this position is to ensure that computers and technology efforts are consistent with the overriding objective of effective delivery of quality educational services for the students, parents, and community

**KEY DUTIES AND RESPONSIBILITIES:**

The following are examples of duties related to this position:

1. Plans, organizes, leads, directs, develops, and monitors all aspects of the Technology Services Department; supervises and provides direction to other technology department staff members.
2. Directs and facilitates ongoing district-wide needs assessment and development of technology implementation plan to ensure delivery of efficient and effective day-to-day and ongoing information system and technology services district-wide.
3. Directs research, evaluation, assessment and testing functions, and district standardized testing program.
4. Oversees, develops, and implements the district plan for information systems and technology. Sets policy for the purchase and repair of computers, peripherals, and audiovisual equipment.
5. Directs, facilitates, and monitors information system implementation efforts to ensure that the Department keeps pace with day-to-day and future needs.
6. Assures compliance with graduation requirements. Guides and assists departments and sites in the development of appropriate educational technology implementation and curriculum.
7. Maintains frequent group and one-on-one communication and works in a collaborative manner with department directors and other administrators and professionals district-wide to facilitate decision making and problem solving in the area of computers and technology services and assessment.
8. Oversees progress toward objectives relating to migration and other project management efforts.
9. Oversees the management of the interconnection of operating systems, desktop computer applications, network protocols, and mainframe applications.
10. Reviews, monitors, and facilitates negotiations with vendors and agencies to provide cost-effective resources in terms of day-to-day demands and longer term goals and objectives.
11. Complies with applicable state, local, and federal rules, regulations, and laws, as well as the policies and procedures of the district.



**Job Description Albany Unified School District**  
Technology Director

12. Establishes and maintains effective working relationships with a variety of groups, including teachers, students, administrators, coworkers, vendors, consultants, and others as required.
13. Demonstrates and models safe, prudent, and healthful work behaviors and practices; identifies and works toward the elimination of unsafe or unhealthful work area conditions.
14. Provides and supervises support services to users of district data bases/ network systems, including client server and peer to peer Network, online microprocessors, personal computers, computers terminals;
15. Provides training to users on hardware and software applications
16. Performs other essential job-related work as required.

**SUPERVISORY RESPONSIBILITIES**

Assign and supervise of all technology department employees. Carries out supervisory responsibilities in accordance with the districts policies and applicable laws. Specific requirements include, but are not limited to, the following:

1. Manages substantial data bases and other information such that the quality, quantity, time lines, and facility of data retrieval and reporting support district and site needs.
2. Manages resources so that the technology department provides timely and essential customer service, training and user support.
3. Utilizes knowledge sufficient to manage complex data base systems, network management [LAN and WAN environment] and protocols, intranet and Internet access, mini-computer operations, and multiple hardware and software platforms.
4. Manages and directs systems that support and assist users at all sites in computer, software, network, and system functions.
5. Develops and manages long-range planning for technology, infrastructure, and network environment to facilitate technology use districtwide.
6. Manages services that provide support through multiple methodologies, including but not limited to, help desk, on site training, equipment repair, and essential data retrieval for management purposes.
7. Clearly commands knowledge and expertise sufficient to facilitate the data needed to support the district's fiscal services, business services, human resources, and student services departments and/or divisions.
8. Manage districtwide network that supports voice, video and data transmission.

**KNOWLEDGE, SKILLS, AND ABILITIES**

Typical qualifying knowledge, skills, and abilities would include:

Knowledge, skills, and abilities in the area of information systems and technology resources; Principles, practices, and languages used in communication oriented computer systems and programming; The capabilities, capacities, and limitations of computers and peripheral equipment; Comparative equipment, planning, and cost control; Principles and practices of accounting, statistics, and school district organization, activities, and requirements; Principles of administration, human resource administration, departmental budgeting, supervision, and training; District curriculum and programs for student data management; Testing and registration procedures; requirement and restrictions of

**Job Description Albany Unified School District**  
Technology Director

P10

database concepts; management information systems; Spreadsheet and word processing programs; Desktop and network operating systems, including Microsoft and Macintosh; Computers, multimedia and networks for education and/or business computers applications; Technology Division's functions and responsibilities within the District; Data collection and analytical methods and procedures; Installation procedures for computer software programs; Report writing and record-keeping techniques

**Language Skills.** Ability to read, analyze, and interpret common scientific and technical journals, financial reports, and legal documents. Ability to respond to common inquiries or complaints from customers, regulatory agencies, or members of the business community. Ability to write speeches and articles for publication. Ability to effectively present information to top management, public groups, and/or Governing Board. Verbal and written communication skills

**Mathematical Skills.** Ability to apply advanced mathematical concepts to resolve managerial issues and problems. Ability to understand mathematical operations for such tasks as schedules, time lines, hourly commitments, payrolls, probable outcomes, and forecasting estimating.

**Reasoning Ability.** Ability to define problems, collect data, establish facts, and draw valid conclusions. Ability to interpret an extensive variety of technical instructions in mathematical or diagram form and deal with several abstract and concrete variables.

**Physical Demands.** The physical demands described here are representative of those that must be met by an employee to successfully perform the essential functions of this job. Reasonable accommodations may be made to enable individuals with disabilities to perform the essential functions.

While performing the duties of this job, the employee is frequently required to walk and sit. Equal time needs to be spent observing employees job performance and accomplishments versus being assigned to only office work on an eight hour basis.

**Qualifications/Requirements**

**Education and Experience:**

Master's degree preferred.

Evidence of successful experience and management expertise in an educational setting or similar-sized organization involving computers and technology management.

**SPECIAL REQUIREMENTS:**

Must be able to perform physical activities, such as, but not limited to, lifting heavy equipment (up to 50 lbs).

Albany Unified School District  
Regular Meeting of June 30, 2009

**ITEM:** Recommendation to Designate Certificated Teachers to Permanent and Probationary Status

**PREPARED BY:** Cynthia Attiyeh

**TYPE OF ITEM:** Review and Action

**BACKGROUND INFORMATION:**

In accordance with California Education code Section 44911 and 44915, the superintendent is recommending the following teachers to Permanent and Probationary status.

**PERMANENT STATUS**

<u>Year</u>	<u>Name</u>	<u>FTE</u>
N/A		

**PROBATIONARY II**

<u>Year</u>	<u>Name</u>	<u>FTE</u>
N/A		


**PROBATIONARY I**

<u>Year</u>	<u>Name</u>	<u>FTE</u>
2009-2010	Mitchell, Marilee	.666

**ALBANY UNIFIED SCHOOL DISTRICT  
BOARD AGENDA BACKUP**

**Regular Meeting of June 30, 2009**

**ITEM: Memorandum of Understanding Between East Bay Center for the Performing Arts and Albany Unified School District**

**PREPARED BY:** Lynda Hornada, Director of Curriculum and Instruction 

**TYPE OF ITEM:** *Consent*

---

**BACKGROUND INFORMATION:**

After extensive research into Enrichment providers, the Enrichment Committee voted unanimously to recommend the East Bay Center for the Performing Arts as our provider for the 1<sup>st</sup> -3<sup>rd</sup> grade staggered reading enrichment program.

The East Bay Center for the Performing Arts was founded in 1968 as a community-based training institution. The mission of the Center focuses on creating opportunities for artistic excellence, personal growth, and open communication for youth from diverse backgrounds, and nurturing culturally distinctive performing arts as a tool for civic engagement, social justice, and change.

For the last 30 years the East Bay Center has been working with and in area schools. They have experience in creating fee-based after school programs, working with extended day programs, providing classes to after school programs as well as working with teachers and students during the regular school day. East Bay Center has been the recipient of three major grants from the United States Department of Education to create programs in schools.

Eric Engdahl, the Director of Art and Public Education for East Bay Center, will be present at the Board meeting.

The Memorandum of Understanding is attached.

---

**FINANCIAL INFORMATION: No Fiscal Impact - this is a fee-based program.**

**RECOMMENDATION:**

**Approve the Memorandum of Understanding Between East Bay Center for the Performing Arts and Albany Unified School District**

# East Bay Center for the Performing Arts

339-11<sup>th</sup> STREET, RICHMOND, CALIFORNIA 94801 • 510-234-5624 • 510-234-8206 FAX  
<http://www.eastbaycenter.org>

**MEMORANDUM OF UNDERSTANDING**  
**Between**  
**East Bay Center for the Performing Arts**  
**And**  
**Albany Unified School District**

This Memorandum of Understanding (MOU) has been entered into by **East Bay Center for the Performing Arts (EBCPA)** and **Albany Unified School District**, for the period of **September 14, 2009 to June 4, 2010**.

This MOU confirms a commitment between EBCPA and Albany Unified to support programming for the Albany Enrichment Program which will take place at Ocean View, Marin, and Cornell Elementary Schools in Albany, California. It would be open to all 1-3 graders but limited to a maximum of 70 students at each of the three sites for a total of 210 students served daily. Four classes will be offered on Mondays, Tuesdays, Thursdays, and Fridays at each school site. Two classes will be offered 8:30 am – 9:30 am and will be repeated at 2:05 pm – 3:05 pm. The classes will be divided into trimesters of 10 – 12 weeks. Some classes will meet twice weekly and others once weekly. One class at each site will accommodate up to 10 students and the other will accommodate up to 25. Although all class offerings will be available at all schools, they may not be available during the same trimester. The cost will be \$7 per class but 8% of the class slots will be available to scholarship students at the cost of \$1 per class. Early enrollment for 10 students at each site will be available in mid-July with a lottery to be held if more than 10 students apply. The remaining slots will be available in mid-August, with a lottery if more students than slots available apply. If there are open slots students will be able to join classes at any time. A small number of slots will be set aside for students who did not get their requested school schedules. The program will begin no later than Monday, September 14, 2009 and end approximately June 4, 2010.

**The East Bay Center will provide:** The East Bay Center will provide:

- Administration of the program including:
  - Billing and bookkeeping. (Monthly payments will be able to paid online through [www.eastbaycenter.org](http://www.eastbaycenter.org) or by mail. A proposed budget is included as Attachment III to this document.)
  - Administration of scholarship program. Note that 8% of class slots would be available for scholarship students and Albany schools would be responsible for making financial need determinations (see below)
  - Hiring of teachers and subcontractors (all instructors will be cleared through LiveScan fingerprinting, have TB testing, and will have taken classes in Child Abuse reporting)
  - Payment of teachers and subcontractors
  - Holding of a \$3,000,000 liability policy
  - Onsite supervision to handle customer service (the East Bay Center will assign a staff member to oversee the program. That staff member will be in Albany 4 days a week during class times rotating between the school sites. That staffer will also have email and phone for communicating with parents. If there are complaints that staffer will be empowered to resolve them, if further resolution is needed the head of the Department of Art & Public Education at the East Bay Center will work with the parents to resolve the issue. This mirrors our procedures at the Main Site that have been successful for 30 years

- an on site Registrar is empowered to resolve most issues and is supported by the head of the Artists/Repertory Department.)
- An Albany Enrichment page at [www.eastbaycenter.org](http://www.eastbaycenter.org) for information, payments, comments, and concerns
- Overall quality control
- Classes
  - Information, fliers and a web page to provide information to parents
  - Registration and billing materials (Payments will be made in advance)
  - A range of visual and performing art classes taught by faculty of the East Bay Center
  - Supplies and materials for classes will be provided by the East Bay Center.
  - Foreign language classes taught by LangoKids. These classes will be offered twice a week at each school site for all three trimesters. Spanish, French, and Mandarin are available.
  - If appropriate, performances and exhibitions will be presented. Time and location will be determined by mutual consent of the instructor, the East Bay Center, school administration, and the parent advisory council
  - Classes in ecology, chess, and Taekwondo.
  - Other classes to be determined.

#### **Albany schools will provide:**

- Contact with Albany Unified School District will be made through Lynda Hornada and school site Principals.
- Appropriate communication channels to parents
- Each school site will provide two classrooms, one appropriate for 10 students and one appropriate for 25 students.
- Janitorial service will be provided by the schools. Classrooms will be open 15 minutes prior to morning classes and ready for instruction.
- The larger classroom must have open space available for dance, movement, theater classes, etc.
- Appropriate secure storage at each school site will be provided for materials.
- Each school is responsible for determining which students will receive scholarships. The school leadership and/or representatives of AUSD will notify the East Bay Center who those students are.
- Support to the East Bay Center when parents are in arrears.

#### **Additional Program Scope:**

- This is not a drop in program. The East Bay Center assumes no liability for students who are on the school grounds but not enrolled in classes.
- Parents will enroll students for an entire trimester and will be pay in advance. There will be no pro-rating for vacations or absences.
- Parents may enroll students one, two, three or four days per week but must enroll students for the entire trimester. If the class meets twice a week parents must enroll students and pay for both class meetings.
- If demand exists for additional classes and Albany schools is able to provide appropriate space, the East Bay Center will offer additional classes. These classes will come from the current class offerings. It is possible that these additional classes may be only offered at one or two school sites, depending on demand.
- If demands exists and outdoor space is made available, outdoor classes can be made available. However, the exact nature of the classes cannot be determined without knowing what space is available (e.g., blacktop, grass, courts, etc.). If outdoor classes are made available, the East Bay Center will create a minimum of four “rainy” day lesson plans for combined classes. Albany

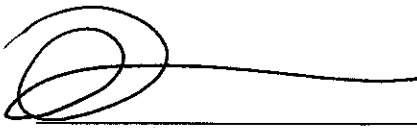
schools will be responsible for provided a space appropriate for up to 50 students during inclement weather.

- For small classrooms, there would be a minimum of 5 students and a maximum of 10. The large classrooms there would be a minimum of 10 and a maximum of 25.
- If demand grows, the East Bay Center has the capability to offer enrichment classes on Wednesdays and to other grade levels.
- Any additional revenues above those projected in the budget will go to support the overhead costs at the East Bay Center (in the projected budget the overhead costs are only about 10%, much lower than standard) as well as administration, start-up costs and professional development for teachers. Additional revenues may also go to support additional classes, depending on demand.
- The proposed classes are just that, proposed. We are willing to work with school community on adjustments to the schedule.
- The East Bay Center has extensive development expertise. We would be willing to work with the Albany schools if appropriate RFPs for outside funding arise.

All programming is subject to review by the Albany Unified School District. All good faith efforts to fulfill the commitments stated above shall be made and recognized. Any changes to this MOU shall be made in writing and agreed to by all parties.

---

Eric Engdahl, Ph.D.  
 Director, Art & Public Education  
 East Bay Center for the Performing Arts




---

Date Lynda Hornada  
 Director of C&A  
 Albany Unified School District

6/24/09  
 Date

**Background:**


The East Bay Center for the Performing Arts was founded in 1968 as a community-based arts training institution. The mission of the Center focuses on creating opportunities for artistic excellence, personal growth, and open communication for youth from diverse backgrounds, and nurturing culturally distinctive performing arts as tools for civic engagement, social justice, and change.

For the last 30 years the East Bay Center has been working with and in area schools. We have experience in creating fee-based after school programs, working with extended day programs, providing classes to after school programs as well as working with teachers and students during the regular school day. We have been the recipient of three major grants from the United States Department of Education to create programs in the schools.

**ALBANY UNIFIED SCHOOL DISTRICT  
BOARD AGENDA BACKUP**

**Regular Meeting of June 30, 2009**

**ITEM: APPROVE PART 1 OF THE CONSOLIDATED APPLICATION FOR FUNDING CATEGORICAL AID PROGRAMS 2008-09**

**PREPARED BY:** Lynda Hornada, Director of Curriculum and Instruction 

**TYPE OF ITEM:** *Consent*

---

**BACKGROUND INFORMATION:**

Part 1 of the 2009-10 Consolidated Application for Funding Categorical Aid Programs collects information related to local educational agencies intention to participate in 2009-10 consolidated programs, legal assurances of compliance as required by federal and state statute, and other required program participation information. The Board must review and approve this application annually.

---

**FINANCIAL INFORMATION:**

**Assures District Participation in State and Federal Funding Programs**

**RECOMMENDATION:**

**APPROVE PART 1 OF THE CONSOLIDATED APPLICATION FOR FUNDING CATEGORICAL AID PROGRAMS 2009-10**



P17  
 California Department of Education  
**2009-10 Consolidated Application for Funding Categorical Aid Programs**  
 Consolidated Application  
 (Part I)

**Purpose:** To declare the agency's intent to apply for 2009-10 funding of Consolidated Categorical Aid Programs.

**CDE Contact:** Anne Daniels 916-319-0295 ADaniels@cde.ca.gov


**Legal status of agency:**

- School District  
 County Office of Education  
 Direct Funded Charter

Date of approval by local governing board: 06/30/2009

Date of LEA Plan approval by State Board of Education: 07/11/2003

**Advisory Committees:** The undersigned certify that they have been given the opportunity to advise on the pages in this application related to compensatory education programs for English learners.

Signature-District Advisory Committee (DAC)\*  
 (Required if the LEA operates a state Compensatory Education program.)  
  
 Signature-District English Learner Advisory Committee (DELAC)\*  
 (Required if the LEA has 51 or more Identified English learners.)

Date: 6/22/2009

OR  
 for each committee, check the appropriate box to the right

Committee is N/A  
 Committee refused to sign  
 Committee is N/A  
 Committee refused to sign

**Certification:** I hereby certify that all of the applicable state and federal rules and regulations will be observed by this applicant; that to the best of my knowledge the information contained in this application is correct and complete; and I agree to have the use of these funds reviewed and/or audited according to the standards and criteria set forth in the California Department of Education's Categorical Program Monitoring (CPM) Manual. Legal assurances for all projects are accepted as the basic legal condition for the operation of selected projects and copies of assurances are retained on site. I certify that we accept all assurances except for those for which a waiver has been obtained or requested. A copy of all waivers or requests is on file. I certify that actual ink signatures for this page are on file.

Signature of authorized representative  


Printed name of authorized representative  
 Lynda Hornada

Title  
 Director of Curriculum and Instruction  
 Date: 06/22/2009

Electronic certification HAS been completed.

Electronic certification has NOT been completed.

\* Signatures of appropriate committee chairpersons certifying opportunity to review and advise in the development of this application will be required in Part II.  
 2009-10 ConApp, Part I, page 1 Date: 06/25/2009

Do not return the paper copy of this form to the California Department of Education. The ConApp must be submitted electronically using the ConApp Data System (CADS).

Agency:	Albany City Unified						
CD code:	0	1	6	1	1	2	7
Dates of project duration:	July 1, 2009 -- June 30, 2010						

# Participation in 2009-10 Consolidated Programs

**Purpose:** To declare that the LEA is applying for specified categorical funds for the 2009-10 school year.

**CDE Contact:** Anne Daniels 916-319-0295 ADaniels@cde.ca.gov

**Agency:** Albany City Unified

CD code:	0	1	6	1	1	2	7
----------	---	---	---	---	---	---	---

Note: Shaded areas ( ) indicate Federal programs.

	3010	3010	3025	4035	4201	4203
1*	3010	3010	3025	4035	4201	4203
2*	Title I, Part A (Basic Grant) NCLB Sec. 1111 et. seq	Title I, Part A (Neglected) NCLB Sec. 1111 et seq	Title I, Part D (Delinquent) NCLB Sec. 1401	Title II, Part A (Teacher Quality) NCLB Sec. 2101	Title III, Part A (Immigrant) NCLB Sec. 3102	Title III, Part A (LEP Students) NCLB Sec. 3102
3*	YES	NO	NO	YES	YES	YES
1*	3710			5810		4126
2*	Title IV, Part A (SDFSC) NCLB Sec. 4001		Title VI Subpart 1 REAP Flexibility NCLB Sec. 6211	Title VI, Subpart 1 Small Rural School Achievement NCLB Sec. 6211		Title VI, Subpart 2 Rural and Low-Income Grant NCLB Sec. 6221
3*	YES		NOT ELIGIBLE	NOT ELIGIBLE		NOT ELIGIBLE
1*	6405	6091, 6092, 6093	7090, 7091	7271		7080
2*	School Safety and Violence Prevention AB1113, 1999 EC 32228	Cal-SAFE EC 54740 - EC 54749.5	Economic Impact Aid EC 54000	Peer Assistance Review EC 44500		Middle and High School Supplemental Counseling Program EC 52378 - EC 52380
3*	Not applicable due to flexibility provision.	Not applicable due to flexibility provision.	YES	Not applicable due to flexibility provision.	Not applicable due to flexibility provision.	Not applicable due to flexibility provision.

\* Rows within each type of program: 1. SACS Resource Code 2. Program Title 3. "Yes" if participating, "No" if not participating

**Purpose:** To identify private nonprofit schools that will participate in the NCLB Title I, Part A (Improving the Academic Achievement of the Disadvantaged).

**CDE Contact: Jyoti Singh 916-319-0372 JySingh@cde.ca.gov**  
**Tony Salamanca 916-319-0276 TSalamanca@cde.ca.gov**

Agency:

Albany City Unified

CD code:

0 | 1 | 6 | 1 | 1 | 2 | 7

This page is not applicable; no private schools have chosen to participate or the LEA does not receive Title I, Part A, (Basic Grant) funds.

1. The LEA shall, after timely and meaningful consultation with appropriate private school officials, provide to eligible children, on an equitable basis, special educational services or other benefits that address their needs and shall ensure that teachers and families of the children have equitable participation in services and activities developed under Title I, Part A, Sections 1118 and 1119. (See Legal Assurance under NCLB Participation of Private Nonprofit School Students #1)
  2. The LEA will provide this consultation during the design and development of the program on issues such as how the children's needs will be identified; what services will be offered; how, where, and by whom the services will be provided; how the services will be assessed and how the results will be used to improve those services; and the method and sources of data used to determine the number of low income students from Title I attendance areas enrolled in private schools. (See Legal Assurance under NCLB Participation of Private Nonprofit School Students #3.)
  3. LEA maintains in the agency's records and upon request will provide to CDE a written affirmation signed by officials of each participating private school that the consultation required by NCLB Title I, Part A, Section 1120 (b) has occurred. (See Legal Assurance under NCLB Participation of Private Nonprofit School Students #7).
- Note: The LEA of residence is responsible for providing Title I, Part A, services to eligible students who reside in the LEA's Title I attendance area but attend a private school located outside the LEA's boundaries.

A. Name of school	B. School Code	C. District will provide direct services	D. District will contract with another provider for services	E. Affirmation on File	F. School is not participating

# 2009-10 NCLB Participation of Students in Private Nonprofit Schools in This LEA

**Purpose:** To identify private nonprofit schools that will participate in NCLB Title II (Teacher Quality), Title II (Technology), Title III (LEP), and Title IV (Safe and Drug-Free Schools and Communities).

**CDE Contact:** *Laura Nelson 916-319-0229 LNelson@cde.ca.gov*

See instructions for individual program assistance.

<b>Agency:</b>	Albany City Unified						
<b>CD code:</b>	0	1	6	1	1	2	7

This page is not applicable because there are no private nonprofit schools in the district's attendance area.

**LEA Responsibilities:**

1. The LEA must, after timely and meaningful consultation with appropriate private school officials, provide equitable services that address needs of private school students and staff under the programs listed in columns D - G below. (See Legal Assurance #1.)
2. To ensure timely and meaningful consultation, the LEA must consult with appropriate private school officials during the design and development of these programs. (See Legal Assurance #3 for details that must be addressed in consultation.)

A	B	C	D	E	F	G	H
			4035	4045	4203	3710	4110
Name of school	School Code	Enrollment	Title II, Part A (Teacher Quality)	Title II, Part D (Technology)	Title III, Part A (LEP Students)	Title IV, Part A (SDFSC)	Title V, Part A (Innovative)
							Not Applicable

# 2009-10 EIA/SCE Ranking Decisions

**Purpose:** To identify options used in ranking schools to determine eligibility for EIA/SCE.

**Agency:**  
Albany City Unified

**CD code:** 0 | 1 | 6 | 1 | 1 | 2 | 7

**CDE Contact:** Richard Graham 916-319-0303 Rgraham@cde.ca.gov  
Mark Klinesteker 916-319-0420 MKlinesteker@cde.ca.gov

This page is not applicable because the LEA did not apply for EIA funding on page 2 of the ConApp.

## A. EIA/SCE Ranking Decisions

- 1. Ranking Method  EIA/SCE method is used  Title I method is used
- 2. Ranking Order  Districtwide ranking  Grade span ranking
- 3. Ranking Type  Number of students in need  Percent of students in need

## B. Low Income Measure (check appropriate box)

- Eligibility for Free and Reduced-Price Lunch
- Receipt of CalWORKS
- Poverty count from most recent Census Data
- Eligibility for Medicaid

Composite of the above (Describe in a comment) (See directions for constructing a composite)

## C. Grade spans and poverty rate calculations (based on page 6 data)

Grade Span	Grades	Enrollment	Low Income	Poverty Rate
1	KK-05	1,568	343	21.9%
2	06-08	922	229	24.8%
3	09-12	1,320	240	18.2%
Districtwide	N/A	3,810	812	21.3%

# 2009-10 EIA Ranking of Public Schools

**Purpose:** To identify options used in developing an intra-district allocation plan for EIA funds.

Agency: Albany City Unified

CD code:	0	1	6	1	1	2	7
----------	---	---	---	---	---	---	---

**CDE Contact:** Richard Graham 916-319-0303 Rgraham@cde.ca.gov  
 Mark Klinesteker 916-319-0420 MKlinesteker@cde.ca.gov

This page is not applicable because the LEA did not apply for EIA funding on page 2 of the ConApp.

Ranked using Title I, Part A method  
 Ranked using EIA/SCE method

EIA/SCE Ranking orders:  
 Districtwide  
 Grade Span

Number of students in need  
 Percent of students in need

A	B	C	D	E	F	G	H	I	J
Name of School	Grade Span Group	Student Enrolled	Number of Low-Income Students	Number of LEP Students	Number of EDY Students	Total Students in Need	Percent of Students in Need	EIA/SCE School Rank*	EIA/SCE Intended for Funding ("X")
Ocean View Elementary KK-05	1	564	207	189	189	585	103.7%	( 1 )	X
Cornell Elementary KK-05	1	498	90	157	157	404	81.1%	2	
Marin Elementary KK-05	1	506	46	78	78	202	39.9%	3	
Albany Middle 06-08	2	922	229	101	101	431	46.7%	( 1 )	X
MacGregor High (Continuation) 10-12	3	46	20	2	2	24	52.2%	( 1 )	X
Albany High 09-12	3	1,274	220	158	158	536	42.1%	2	

\*If EIA/SCE ranking method used, ( ) indicates school is eligible based on 25% low-income students, 25% EL students or 50% EDY students.  
 \*\*If Title I ranking method used, 0 indicates school is eligible based on the district or grade-span poverty rate percent or 35%.  
 2009-10 ConApp, Part I, page 6.1 Date: 06/25/2009

# 2009-10 Title I, Part A Ranking Decisions

**Purpose:** To identify options used in ranking schools to determine eligibility for NCLB, Title I, Part A.

Agency:

Albany City Unified

CD code:

0 | 1 | 6 | 1 | 1 | 2 | 7

**CDE Contact: Richard Graham 916-319-0303 R.Graham@cde.ca.gov**  
**Judi Brown 916-319-0942 JBrown@cde.ca.gov**

This page is not applicable because the LEA did not apply for Title I, Part A, (Basic Grant) funding on page 2 of the ConApp.

**A. Title I Ranking Decisions**

The LEA has an enrollment of fewer than 1,000 students or has only one school per grade span.

1. Ranking Order: Districtwide ranking      X Grade span ranking

2. Low-income Measure (check appropriate boxes)

X Eligibility for Free and Reduced-Price Lunch

Receipt of CalWORKS

Poverty count from most recent Census Data

Eligibility for Medicaid

Composite of the above (Describe in a comment)  
 (See directions for constructing a composite)

**C. Title I Ranking Exceptions**

Use the following alpha codes to indicate exceptions used in Column G on page 8.

- a. At least 35% low income
- b. Public school poverty rate (rather than attendance area poverty rate) above District poverty rate.
- c. Skipping school that will be served by state or local program that meets the requirements of Title I, Part A. (must receive at least the same allocation as under Title I, Part A.)
- d. Desegregation-25% waiver. An approved waiver is on file.
- e. Additional year of funding (grandfather provision).
- f. Feeder pattern.

**B. Grade spans and poverty rate calculations (based on page 8 data)**

Grade Span	Grades	Enrollment	Low Income	Poverty Rate
1	KK-05	1,568	343	21.9%
2	06-08	922	229	24.8%
3	09-12	1,320	240	18.2%
Districtwide	N/A	3,810	812	21.3%

# 2009-10 Title I, Part A Ranking of Public Schools

**Purpose:** To document the process used to identify and rank schools Title I, Part A, schools for compensatory education funding/services.

Reminder: If a school below 35% is identified for funding in column H, the 125% rule will apply to all schools funded.

**CDE Contact: Richard Graham 916-319-0303 RGrham@cde.ca.gov**  
**Judi Brown 916-319-0942 JBrown@cde.ca.gov**

Agency: Albany City Unified

CD code: 0 | 1 | 6 | 1 | 1 | 2 | 7

This page is not applicable because the LEA did not apply for Title I, Part A, (Basic Grant) funding on page 2 of the ConApp.

Low-income measure: Free Lunch      Ranking order: Gradespan      Poverty rate(s): 21.9%      24.8%      18.2%

A	B	C	D	E	F	G	H	I	J
Name of School	Grade Span Group	Student Enrollment in Attend. Area	Number of Low-Income Students	Percent Low-Income Students	Title I Rank*	Ranking Exception (see page 7)	NCLB, Title I Intended for Funded ("X")	EIA/SCCE Intended for Funded ("X")	Other State or Local Funded ("X")
Ocean View Elementary	1	564	207	36.7%	( 1)		X	X	
KK-05									
Cornell Elementary	1	498	90	18.1%	2				
KK-05									
Marin Elementary	1	506	46	9.1%	3				
KK-05									
Albany Middle	2	922	229	24.8%	( 1)		X	X	
06-08									
MacGregor High (Continuation)	3	46	20	43.5%	( 1)		X	X	
10-12									
Albany High	3	1,274	220	17.3%	2				
09-12									

\* ( ) Indicates school is at or above the district poverty rate and eligible.  
 [ ] Indicates school is at or above 35% poverty and eligible.

2009-10 ConApp, Part I, page 8. 1      Date: 06/25/2009



## 2008-09 Expenditures for Title V Innovative Assistance Program Areas

**Purpose:** To report the 2008-09 funds expended in each of the innovative assistance program areas authorized under Title V and the number of students participating in those programs.

**CDE Contact:** Jerry Cummings 916-319-0381 [JCumming@cde.ca.gov](mailto:JCumming@cde.ca.gov)

<b>Agency:</b> Albany City Unified								
<b>CD code:</b>	<table style="margin: auto; border-collapse: collapse;"> <tr> <td style="border: 1px solid black; width: 20px; text-align: center;">0</td> <td style="border: 1px solid black; width: 20px; text-align: center;">1</td> <td style="border: 1px solid black; width: 20px; text-align: center;">6</td> <td style="border: 1px solid black; width: 20px; text-align: center;">1</td> <td style="border: 1px solid black; width: 20px; text-align: center;">1</td> <td style="border: 1px solid black; width: 20px; text-align: center;">2</td> <td style="border: 1px solid black; width: 20px; text-align: center;">7</td> </tr> </table>	0	1	6	1	1	2	7
0	1	6	1	1	2	7		
<input type="checkbox"/> The page is not applicable. The LEA did not participate in Title V funding for 2008-09.								

Title V Funds by Program Area	Expenditure Per Area	Percent of Total District Allocation	Students Served
Area 1: Student Achievement in Reading and Math (NCLB Section 5131 - Activities 3, 9, 12, 16, 19, 20, 22, 26, and 27)	0	0.0%	0
Area 2: Professional Development/Technology (NCLB Section 5131 - Activities 1 and 2)	0	0.0%	0
Area 3: School Safety and Mental Health Services (NCLB Section 5131 - Activities 14 and 25)	1,758	100.0%	1,300
Area 4: Increased Access for All Students (NCLB Section 5131 - Activities 4, 5, 7, 8, 15, and 17)	0	0.0%	0
Other Authorized Activities (NCLB Section 5131 - Activities 6, 10, 11, 13, 18, 21, 23, and 24)	0	0.0%	0
<b>Totals</b>	1,758	100.0%	1,300

# 2008-09 LEA Reporting Form for Federal Gun-Free Schools Act (GFSA)

California Department of Education

Consolidated Application

**Purpose:** The Gun-Free Schools Act requires districts and county offices of education requesting Elementary and Secondary Education Act (ESEA) funds to submit to the CDE expulsion information related to firearms. Failure to complete this form places an LEA's federal funds in jeopardy.

**CDE Contact:** *Cindy Schneider 916-319-0601 CSchneider@cde.ca.gov*

A. Are there any expulsions to report for students who have brought a firearm to school or who have possessed a firearm at school?  Yes  No

Notes: 1. Only students who have been officially expelled, by vote of the governing board, during the 2008-09 school year are included in this report.  
 2. Expulsions for students who have brought a bb gun, pellet gun, stun gun, imitation/simulated gun, paint ball gun, cap gun, antique or replica of antique firearm, gun clip, ammunition, or Class-C common fireworks are not reportable in column E under the GFSA requirements. See instructions for further details.

B. School Code (7 digits)	C. School Name	D. Student's Grade Level	E. * Type of firearm for which student was expelled  <input type="checkbox"/> Handgun <input type="checkbox"/> Shotgun/Rifle <input type="checkbox"/> Other (Specify) _____	F. Was this student referred to an alternative school or program?		G. Was this expulsion shortened to a term of less than one year?		H. Was this student disabled as defined in Section 602(a)(1) of the IDEA?***	
				Yes <input type="checkbox"/>	No <input type="checkbox"/>	Yes <input type="checkbox"/>	No <input type="checkbox"/>	Yes <input type="checkbox"/>	No <input type="checkbox"/>

Agency: Albany City Unified									
CD code:	0	1	6	1	1	1	2	7	

\*\* Refer to the instructions for a brief description of the IDEA.

# 2008-09 LEA Reporting Form for ESEA Title I, Part D, Neglected, Delinquent, or At-Risk - Demographics

California Department of Education Consolidated Application

**Purpose:** To be completed for each LEA that received ESEA Title I, Part A and Part D, Neglected or Delinquent Program funding to provide services to eligible youth during 2008-09. LEAs are to collect and aggregate data for all sites, enter combined totals, and submit one composite electronic form per LEA.

**CDE Contact:** Jeff Breshears 916-319-0946 JBreshears@cde.ca.gov  
 Lorene Eurele 916-319-0728 LEurele@cde.ca.gov

<b>Agency:</b> Albany City Unified							
<b>CD code:</b>	0	1	6	1	1	2	7
<input checked="" type="checkbox"/> This page is not applicable because the LEA did not participate in Title I Neglected or Delinquent in 2008-09.							

	At-Risk Programs	Neglected Programs	Juvenile Detention
Number of Facilities/Programs	0	0	0
	Number In At-Risk Programs	Number in Neglected Programs Supported with Title I, Part D, Funds	Number in Juvenile Detention
<b>Race/Ethnicity</b>			
American Indian or Alaskan Native	0	0	0
Asian or Pacific Islander	0	0	0
Hispanic or Latino	0	0	0
Black or African American	0	0	0
White, non-Hispanic	0	0	0
<b>Gender</b>			
Male	0	0	0
Female	0	0	0
<b>Age</b>			
5-10 years old	0	0	0
11-15 years old	0	0	0
16-18 years old	0	0	0
19 years and older	0	0	0
<b>All Students</b>	0	0	0

**Purpose:** To be completed for each LEA that received ESEA Title I, Part D, Neglected, Delinquent, or At-Risk Program funding to provide services to eligible youth during 2008-09. LEAs are to collect and aggregate data for all students served with Title I, Part D, funds and submit one composite electronic form per LEA.

**CDE Contact:** Jeff Breshears 916-319-0946 JBreshears@cde.ca.gov  
 Lorene Euerle 916-319-0728 LEuerle@cde.ca.gov

**Agency:** Albany City Unified  
**CD code:** 0 | 1 | 6 | 1 | 1 | 2 | 7

This page is not applicable because the LEA did not participate in Title I Neglected or Delinquent in 2008-09.

	Number of Facilities			Number of Students
	At-Risk Programs	Neglected Programs	Juvenile Detention	
<b>1. Facility Academic Offerings</b>				
1. Awarded high school course credit	0		0	
2. Awarded high school diplomas	0		0	
3. Awarded GED	0		0	
<b>2. Academic &amp; Vocational Outcomes</b>				
<b>1. Academic</b>				
<i>While in the facility, the number of students who...</i>				
1. Earned high school course credits	0		0	
2. Were enrolled in a GED program	0		0	
<i>While in the facility, or within 30 calendar days after exit, the number of students who...</i>				
3. Enrolled in their local district school	0		0	
4. Earned a GED	0		0	
5. Obtained high school diploma	0		0	
6. Were accepted into post-secondary education	0		0	
7. Enrolled in post-secondary education	0		0	
<b>2. Vocational</b>				
<i>While in the facility, the number of students who...</i>				
1. Enrolled in elective job training	0		0	
<i>While in the facility, or within 30 calendar days after exit, the number of students who...</i>				
2. Enrolled in external job training education	0		0	
3. Obtained employment	0		0	

**2008-09 Title I, Part D, Neglected, Delinquent or At-Risk - Academic Performance Report**

California Department of Education

Consolidated Application

**Purpose:** To be completed by each LEA that received ESEA Title I, Part D, Neglected, Delinquent, or At-Risk Program funding to provide services to eligible youth during 2008-09. LEAs are to provide the unduplicated number of long-term students served by Title I, Part D who participated in pre- and post testing in reading and mathematics.

**Agency:** Albany City Unified

**CD code:**

| 0 | 1 | 6 | 1 | 1 | 2 | 7

**CDE Contact:** Lorene Euerle 916-319-0728 LEuerle@cde.ca.gov  
 Jeff Breshears 916-319-0946 JBreshears@cde.ca.gov

This page is not applicable because the LEA did not participate in Title I Neglected or Delinquent in 2008-09.

Performance Data (Based on most recent pre/post-test data)	Reading			Mathematics		
	At-risk Programs	Neglected Programs	Juvenile Corrections/ Detention	At-risk Programs	Neglected Programs	Juvenile Corrections/ Detention
1. Long-term students who tested below grade level upon entry	0	0	0	0	0	0
2. Long-term students who have completed pre- and post-test results (data)	0	0	0	0	0	0
3. Negative grade level change from the pre- to post-test exams	0	0	0	0	0	0
4. No change in grade level from the pre- to post-test exams	0	0	0	0	0	0
5. Improvement of up to 1/2 grade level from the pre- to post-test exams	0	0	0	0	0	0
6. Improvement from 1/2 up to one full grade level from the pre- to post-test exams	0	0	0	0	0	0
7. Improvement of more than one full grade level from the pre- to post-test exams	0	0	0	0	0	0

# 2008-09 LEA Reporting Form for ESEA Title I, Part A, Neglected

Consolidated Application

California Department of Education

**Purpose:** To be completed for each LEA that received ESEA Title I, Part A, Neglected Program funding to provide services to eligible youth during 2008-09. LEAs are to collect and aggregate data for all sites, enter combined totals, and submit one composite electronic form per LEA.

**CDE Contact:** *Monique Moton* 916-319-0733 [MMoton@cde.ca.gov](mailto:MMoton@cde.ca.gov)  
*Lorene Euerle* 916-319-0728 [LEuerle@cde.ca.gov](mailto:LEuerle@cde.ca.gov)

Agency: Albany City Unified

CD code: 0 | 1 | 6 | 1 | 1 | 2 | 7

This page is not applicable because the LEA did not participate in Title I, Part A, Neglected in 2008-09.

**A. Student Participation by Grade**

Level 2008-09 School Year	0
Pre-K	0
K	0
1	0
2	0
3	0
4	0
5	0
6	0
7	0
8	0
9	0
10	0
11	0
12	0
Ungraded	0
<b>TOTALS</b>	<b>0</b>

**B. If student participation total is zero, the reason is as follows.**

# 2008-09 School Reporting Form for Title I, Part A - 1

**Purpose:** To be completed for each Public and Private school that received Title I, Part A, funding/services during 2008-09.

Agency: Albany City Unified  
 CD code: 0 | 1 | 6 | 1 | 1 | 2 | 7  
 School: MacGregor High (Continuation)  
 School code: 0 | 1 | 3 | 0 | 2 | 9 | 4

**CDE Contact:** Jerry Cummings 916-319-0381 Jcummings@cde.ca.gov  
 Stephanie Smith 916-319-0948 SSmith@cde.ca.gov

This page is not applicable because the school did not receive any Title I, Part A, (Basic Grant) funds.

**A.** 2008-09 Title I School Type:  Schoolwide Program School (SWP)  Targeted Assistance School (TAS)

**B.** 2008-09 Title I Allocation:

**C.** Program Participants By:  Male  Female

**D.** Program Participants: Enter the count of students who received NCLB, Title I, Part A, services.

Grade Level	Pre-K	K	1	2	3	4	5	6	7	8	9	10	11	12	Ungraded
Total Participants	0	0	0	0	0	0	0	0	0	0	0	0	0	0	0

**E.** Migrant  **F.** Students with Disabilities  **G.** LEP Participants

**H.** Racial/Ethnic Group: Enter by racial/ethnic group the number of students who received NCLB, Title I, Part A, services.

American Indian or Alaskan Native	0	Asian/Pacific Islander	0	Hispanic or Latino	0	Black or African American	0	White	0
-----------------------------------	---	------------------------	---	--------------------	---	---------------------------	---	-------	---

# 2008-09 School Reporting Form for Title I, Part A - 1

**Purpose:** To be completed for each Public and Private school that received Title I, Part A, funding/services during 2008-09.

**CDE Contact:** Jerry Cummings 916-319-0381 [JCummings@cde.ca.gov](mailto:JCummings@cde.ca.gov)  
 Stephanie Smith 916-319-0948 [SSmith@cde.ca.gov](mailto:SSmith@cde.ca.gov)

Agency:	Albany City Unified												
CD code:	0	1	6	1	1	2	7						
School:	Albany High												
School code:	0	1	3	0	4	5	0						

This page is not applicable because the school did not receive any Title I, Part A, (Basic Grant) funds.

**A.** 2008-09 Title I School Type:  Schoolwide Program School (SWP)  Targeted Assistance School (TAS)

**B.** 2008-09 Title I Allocation:

**C.** Program Participants By:  Male  Female

**D.** Program Participants: Enter the count of students who received NCLB, Title I, Part A, services.

Grade Level	Pre-K	K	1	2	3	4	5	6	7	8	9	10	11	12	Ungraded
Total Participants	0	0	0	0	0	0	0	0	0	0	0	0	0	0	0

**E.** Migrant  **F.** Students with Disabilities  **G.** LEP Participants

**H.** Racial/Ethnic Group: Enter by racial/ethnic group the number of students who received NCLB, Title I, Part A, services.

Racial/Ethnic Group	Number of Students
American Indian or Alaskan Native	0
Asian/Pacific Islander	0
Hispanic or Latino	0
Black or African American	0
White	0



# 2008-09 School Reporting Form for Title I, Part A - 1

**Purpose:** To be completed for each Public and Private school that received Title I, Part A, funding/services during 2008-09.

Agency: Albany City Unified  
 CD code: 0 | 1 | 6 | 1 | 1 | 2 | 7  
 School: Cornell Elementary  
 School code: 6 | 0 | 9 | 0 | 1 | 4 | 6

**CDE Contact:** Jerry Cummings 916-319-0381 Jcummings@cde.ca.gov  
 Stephanie Smith 916-319-0948 SSmith@cde.ca.gov

This page is not applicable because the school did not receive any Title I, Part A, (Basic Grant) funds.

**A.** 2008-09 Title I School Type:  Schoolwide Program School (SWP)  Targeted Assistance School (TAS)

**B.** 2008-09 Title I Allocation: 57,911

**C.** Program Participants By: 89 Male 93 Female

**D.** Program Participants: Enter the count of students who received NCLB, Title I, Part A, services.

Grade Level	Pre-K	K	1	2	3	4	5	6	7	8	9	10	11	12	Ungraded
Total Participants	0	20	30	38	38	31	25	0	0	0	0	0	0	0	0

**E.** Migrant 0 **F.** Students with Disabilities 25 **G.** LEP Participants 102

**H.** Racial/Ethnic Group: Enter by racial/ethnic group the number of students who received NCLB, Title I, Part A, services.

American Indian or Alaskan Native	0	Asian/Pacific Islander	93	Hispanic or Latino	32	Black or African American	16	White	41
-----------------------------------	---	------------------------	----	--------------------	----	---------------------------	----	-------	----

# 2008-09 School Reporting Form for Title I, Part A - 1

**Purpose:** To be completed for each Public and Private school that received Title I, Part A, funding/services during 2008-09.

Agency: Albany City Unified  
 CD code: 0 | 1 | 6 | 1 | 1 | 2 | 7  
 School: Albany Middle  
 School code: 6 | 0 | 9 | 0 | 1 | 6 | 1

**CDE Contact:** Jerry Cummings 916-319-0381 Jcummings@cde.ca.gov  
 Stephanie Smith 916-319-0948 SSmith@cde.ca.gov

This page is not applicable because the school did not receive any Title I, Part A, (Basic Grant) funds.

**A.** 2008-09 Title I School Type:  Schoolwide Program School (SWP)  Targeted Assistance School (TAS)

**B.** 2008-09 Title I Allocation:

**C.** Program Participants By:  Male  Female

**D.** Program Participants: Enter the count of students who received NCLB, Title I, Part A, services.

Grade Level	Pre-K	K	1	2	3	4	5	6	7	8	9	10	11	12	Ungraded
Total Participants	0	0	0	0	0	0	0	0	0	0	0	0	0	0	0

**E.** Migrant  **F.** Students with Disabilities  **G.** LEP Participants

**H.** Racial/Ethnic Group: Enter by racial/ethnic group the number of students who received NCLB, Title I, Part A, services.

American Indian or Alaskan Native	0	Aslan/Pacific Islander	0	Hispanic or Latino	0	Black or African American	0	White	0
-----------------------------------	---	------------------------	---	--------------------	---	---------------------------	---	-------	---

# 2008-09 School Reporting Form for Title I, Part A - 1

**Purpose:** To be completed for each Public and Private school that received Title I, Part A, funding/services during 2008-09.

Agency: Albany City Unified	0	1	6	1	1	2	7
CD code:							
School: Marin Elementary	6	0	9	5	3	7	6
School code:							

**CDE Contact:** Jerry Cummings 916-319-0381 Jcummings@cde.ca.gov  
Stephanie Smith 916-319-0948 SSmith@cde.ca.gov

This page is not applicable because the school did not receive any Title I, Part A, (Basic Grant) funds.

**A.** 2008-09 Title I School Type:  Schoolwide Program School (SWP)  Targeted Assistance School (TAS)

**B.** 2008-09 Title I Allocation:

**C.** Program Participants By:  Male  Female

**D.** Program Participants: Enter the count of students who received NCLB, Title I, Part A, services.

Grade Level	Pre-K	K	1	2	3	4	5	6	7	8	9	10	11	12	Ungraded
Total Participants	0	0	0	0	0	0	0	0	0	0	0	0	0	0	0

**E.** Migrant  **F.** Students with Disabilities  **G.** LEP Participants

**H.** Racial/Ethnic Group: Enter by racial/ethnic group the number of students who received NCLB, Title I, Part A, services.

American Indian or Alaskan Native	0	Asian/Pacific Islander	0	Hispanic or Latino	0	Black or African American	0	White	0
-----------------------------------	---	------------------------	---	--------------------	---	---------------------------	---	-------	---

# 2008-09 School Reporting Form for Title I, Part A - 1

**Purpose:** To be completed for each Public and Private school that received Title I, Part A, funding/services during 2008-09.

Agency: Albany City Unified  
 CD code: 0 | 1 | 6 | 1 | 1 | 2 | 7  
 School: Ocean View Elementary  
 School code: 6 | 1 | 1 | 6 | 2 | 2

**CDE Contact:** Jerry Cummings 916-319-0381 JCummings@cde.ca.gov  
 Stephanie Smith 916-319-0948 SSmith@cde.ca.gov

This page is not applicable because the school did not receive any Title I, Part A, (Basic Grant) funds.

**A.** 2008-09 Title I School Type:  Schoolwide Program School (SWP)  Targeted Assistance School (TAS)

**B.** 2008-09 Title I Allocation:

**C.** Program Participants By:  Male  Female

**D.** Program Participants: Enter the count of students who received NCLB, Title I, Part A, services.

Grade Level	Pre-K	K	1	2	3	4	5	6	7	8	9	10	11	12	Ungraded
Total Participants	0	17	18	29	34	22	21	0	0	0	0	0	0	0	0

**E.** Migrant  **F.** Students with Disabilities  **G.** LEP Participants

**H.** Racial/Ethnic Group: Enter by racial/ethnic group the number of students who received NCLB, Title I, Part A, services.

American Indian or Alaskan Native	2	Asian/Pacific Islander	37	Hispanic or Latino	41	Black or African American	16	White	45
-----------------------------------	---	------------------------	----	--------------------	----	---------------------------	----	-------	----

# 2008-09 School Reporting Form for Title I, Part A - 2

**Purpose:** To be completed for each Title I, Part A, Targeted Assistance School (TAS).

**CDE Contact:** Jerry Cummings 916-319-0381 Jcummings@cde.ca.gov  
 Stephanie Smith 916-319-0948 Ssmith@cde.ca.gov

Agency: Albany City Unified  
 CD code: 0 | 1 | 6 | 1 | 1 | 2 | 7  
 School: MacGregor High (Continuation)  
 School Code: 0 | 1 | 3 | 0 | 2 | 9 | 4

This page is not applicable because this is not a Title I, Part A, TAS.

**I. Type of Service:** TAS only. Enter number of students who received NCLB, Title I, Part A, services.

Instructional Service Area	Mathematics	Reading/Language Arts	Science	Social Studies	Vocational/Career	Other
Participants	0	0	0	0	0	0
Support Service Area	Health, Dental, and Eye Care		Supporting Guidance/Advocacy		Other	
Participants	0		0		0	

**J. School-Level Staff:** TAS only. Enter the school-level staff FTE paid with NCLB, Title I, Part A, funds.

Administrators (non-clerical)	Teachers	Paraprofessionals	Support Staff (clerical and non-clerical)	Other
0.00	0.00	0.00	0.00	0.00

# 2008-09 School Reporting Form for Title I, Part A - 2

**Purpose:** To be completed for each Title I, Part A, Targeted Assistance School (TAS).

Agency: Albany City Unified	CD code:	0	1	6	1	1	2	7
School: Albany High	School Code:	0	1	3	0	4	5	0

**CDE Contact:** Jerry Cummings 916-319-0381 [JCumming@cde.ca.gov](mailto:JCumming@cde.ca.gov)  
 Stephanie Smith 916-319-0948 [SSmith@cde.ca.gov](mailto:SSmith@cde.ca.gov)

This page is not applicable because this is not a Title I, Part A, TAS.

**I. Type of Service:** TAS only. Enter number of students who received NCLB, Title I, Part A, services.

Instructional Service Area	Mathematics	Reading/Language Arts	Science	Social Studies	Vocational/Career	Other
Participants	0	0	0	0	0	0
Support Service Area	Health, Dental, and Eye Care		Supporting Guidance/Advocacy		Other	
Participants	0		0		0	

**J. School-Level Staff:** TAS only. Enter the school-level staff FTE paid with NCLB, Title I, Part A, funds.

Administrators (non-clerical)	Teachers	Paraprofessionals	Support Staff (clerical and non-clerical)	Other
0.00	0.00	0.00	0.00	0.00

# 2008-09 School Reporting Form for Title I, Part A - 2

**Purpose:** To be completed for each Title I, Part A, Targeted Assistance School (TAS).

**CDE Contact:** Jerry Cummings 916-319-0381 [JCumming@cde.ca.gov](mailto:JCumming@cde.ca.gov)  
Stephanie Smith 916-319-0948 [SSmith@cde.ca.gov](mailto:SSmith@cde.ca.gov)

Agency: Albany City Unified  
 CD code: 0 | 1 | 6 | 1 | 1 | 2 | 7  
 School: Cornell Elementary  
 School Code: 6 | 0 | 9 | 0 | 1 | 4 | 6

This page is not applicable because this is not a Title I, Part A, TAS.

**I. Type of Service:** TAS only. Enter number of students who received NCLB, Title I, Part A, services.

Instructional Service Area	Mathematics	Reading/Language Arts	Science	Social Studies	Vocational/Career	Other
Participants	21	86	0	0	0	75
Support Service Area	Health, Dental, and Eye Care		Supporting Guidance/Advocacy		Other	
Participants	0		0		0	

**J. School-Level Staff:** TAS only. Enter the school-level staff FTE paid with NCLB, Title I, Part A, funds.

Administrators (non-clerical)	Teachers	Paraprofessionals	Support Staff (clerical and non-clerical)	Other
0.00	0.30	1.20	0.00	0.00

# 2008-09 School Reporting Form for Title I, Part A - 2

**Purpose:** To be completed for each Title I, Part A, Targeted Assistance School (TAS).

**CDE Contact:** Jerry Cummings 916-319-0381 Jcummings@cde.ca.gov  
 Stephanie Smith 916-319-0948 SSmith@cde.ca.gov

Agency: Albany City Unified  
 CD code: 0 | 1 | 6 | 1 | 1 | 2 | 7  
 School: Albany Middle  
 School Code: 6 | 0 | 9 | 0 | 1 | 6 | 1

This page is not applicable because this is not a Title I, Part A, TAS.

**I. Type of Service:** TAS only. Enter number of students who received NCLB, Title I, Part A, services.

Instructional Service Area	Mathematics	Reading/Language Arts	Science	Social Studies	Vocational/Career	Other
Participants	0	0	0	0	0	0
Support Service Area	Health, Dental, and Eye Care		Supporting Guidance/Advocacy		Other	
Participants	0		0		0	

**J. School-Level Staff:** TAS only. Enter the school-level staff FTE paid with NCLB, Title I, Part A, funds.

Administrators (non-clerical)	Teachers	Paraprofessionals	Support Staff (clerical and non-clerical)	Other
0.00	0.00	0.00	0.00	0.00



# 2008-09 School Reporting Form for Title I, Part A - 2

**Purpose:** To be completed for each Title I, Part A, Targeted Assistance School (TAS).

**CDE Contact:** Jerry Cummings 916-319-0381 Jcummings@cde.ca.gov  
 Stephanie Smith 916-319-0948 Ssmith@cde.ca.gov

Agency: Albany City Unified	CD code: 0   1   6   1   1   2   7
School: Marin Elementary	School Code: 6   0   9   5   3   7   6

This page is not applicable because this is not a Title I, Part A, TAS.

**I. Type of Service:** TAS only. Enter number of students who received NCLB, Title I, Part A, services.

Instructional Service Area	Mathematics	Reading/Language Arts	Science	Social Studies	Vocational/Career	Other
Participants	0	0	0	0	0	0
Support Service Area	Health, Dental, and Eye Care		Supporting Guidance/Advocacy		Other	
Participants	0		0		0	

**J. School-Level Staff:** TAS only. Enter the school-level staff FTE paid with NCLB, Title I, Part A, funds.

Administrators (non-clerical)	Teachers	Paraprofessionals	Support Staff (clerical and non-clerical)	Other
0.00	0.00	0.00	0.00	0.00

# 2008-09 School Reporting Form for Title I, Part A - 2

Consolidated Application

**Purpose:** To be completed for each Title I, Part A, Targeted Assistance School (TAS).

**CDE Contact:** Jerry Cummings 916-319-0381 Jcummings@cde.ca.gov  
Stephanie Smith 916-319-0948 SSmith@cde.ca.gov

Agency: Albany City Unified  
 CD code: 0 | 1 | 6 | 1 | 1 | 2 | 7  
 School: Ocean View Elementary  
 School Code: 6 | 1 | 1 | 6 | 2 | 2

This page is not applicable because this is not a Title I, Part A, TAS.

**1. Type of Service:** TAS only. Enter number of students who received NCLB, Title I, Part A, services.

Instructional Service Area	Mathematics	Reading/Language Arts	Science	Social Studies	Vocational/Career	Other
Participants	18	41	0	0	0	82
Support Service Area	Health, Dental, and Eye Care		Supporting Guidance/Advocacy		Other	
Participants	0		0		0	

**J. School-Level Staff:** TAS only. Enter the school-level staff FTE paid with NCLB, Title I, Part A, funds.

Administrators (non-clerical)	Teachers	Paraprofessionals	Support Staff (clerical and non-clerical)	Other
0.00	0.60	1.44	0.00	0.00

# 2008-09 Title I Report of Program Improvement Activities

**Purpose:** To report activities by the school as a result of being identified as a Title I Program Improvement School.

Agency: Albany City Unified									
CD code:	0	1	6	1	1	2	7		
School:									
CD code:									

**CDE Contact:** Lana Zhou 916-319-0956 LZhou@cde.ca.gov  
 Martin Miller 916-324-3455 MMiller@cde.ca.gov

A. Year of Program Improvement (PI) in 2008-09	
1. The number of students in PI schools Years 1 or above who applied for Public School Choice (Choice) under the No Child Left Behind (NCLB) Act.	0
2. The number of students who transferred from a PI school Years 1 or above to attend a non-PI school under NCLB.	0
3. The number of students who transferred from a PI school Year 1 or above to attend a non-PI school under a local or state school choice program.	0
4. The number of students in PI schools Years 2 or above who applied for supplemental educational services (SES).	0
5. The number of students in PI schools Year 2 or above who received SES.	0
B. For a PI School in Year 3, the LEA implemented at least one of the following corrective actions (check all that apply):	
1. Replaced school staff relevant to the failure to make adequate yearly progress (AYP).	
2. Implemented a new curriculum, including appropriate professional development.	
3. Decreased management authority at the school level.	
4. Appointed an outside expert to advise the school on making AYP based on its school plan.	
5. Extended the school year or school day.	
6. Restructured the internal organizational structure of the school.	
C. For a PI School in Year 4, the LEA developed an alternative governance plan to restructure the school's governance and staffing using at least one of the following approaches (check all that apply):	
1. Reopen the school as a public charter school.	
2. Replace all or most of the staff (may include the principal) relevant to the failure to make AYP.	
3. Contract with an outside entity with a record of effectiveness to operate the public school.	
4. Institute other major restructuring of the school's governance.	
D. For a PI School in Year 5, the LEA implemented at least one of the following alternative governance approaches (check all that apply):	
1. Reopened the school as a public charter school.	
2. Replaced all or most of the staff (may include the principal) relevant to the failure to make AYP.	
3. Contracted with an outside entity with a record of effectiveness to operate the public school.	
4. Instituted other major restructuring of the school's governance.	

**Purpose:** To provide the number of homeless children and youth in the LEA and their primary nighttime residence.

Agency:	Albany City Unified						
CD Code:	0	1	6	1	1	2	7

**CDE Contact:** Leanne Wheeler 916-319-0383 LWheeler@cde.ca.gov  
 Tony Salamanca 916-319-0276 TSalamanca@cde.ca.gov

**A. McKinney-Vento Homeless Education Funding**

- LEA received McKinney-Vento Homeless Education funding.  
 LEA did not receive McKinney-Vento Homeless Education funding.

**B. Enrollment**

Grade Level	Pre-K	K	1	2	3	4	5	6	7	8	9	10	11	12	Ungraded*	Total
Number of Homeless	0	1	2	0	0	0	5	4	0	2	4	2	2	2	0	24

\*Ungraded means served in an educational unit that has no separate grades.

**C. Primary Nighttime Residency**

Type of Residency	Shelters	Doubled-up/Triples-up	Unsheltered*	Hotels/Motels	Total
Number of Homeless	0	14	0	10	24

\*Unsheltered (e.g., cars, parks, campgrounds, etc.)

# 2008-09 Rural and Low-Income School Program (Title VI, Part B, Subpart 2)

California Department of Education

Consolidated Application

**Purpose:** To determine how LEAs that received Rural and Low-Income School (RLIS) Program grants used their funds.

**CDE Contact:** Robert Storelli 916-319-0482 RStorelli@cde.ca.gov

**Agency:** Albany City Unified

**CD code:** 0 | 1 | 6 | 1 | 1 | 2 | 7

This page is not applicable. The LEA received no RLIS funds in 2008-09.

**Check all boxes that apply to the LEA's participation in the RLIS Program**

**Use of Funds**

**2008-09**

1. No RLIS funds expended (if checked, no other boxes should be checked for the year in question)
2. Teacher recruitment and retention, including the use of signing bonuses and other financial incentives
3. Teacher professional development, including programs that train teachers to utilize technology to improve teaching and to train special needs teachers
4. Educational technology, including software and hardware as described in Title II, Part D
5. Parental involvement activities
6. Activities authorized under Title IV, Part A (Safe and Drug-Free Schools Program)
7. Activities authorized under Title I, Part A
8. Activities authorized under Title III (Language instruction for LEP and immigrant students)

# 2008-09 School Reporting Form for UMIRS Data

**Purpose:** To collect student expulsion, suspension, and truancy information to satisfy NCLB requirements related to "persistently dangerous" schools and the uniform management information reporting system (UMIRS).

Agency: Albany City Unified	0	1	6	1	1	2	7
CD code:	0	1	6	1	1	2	7
School: MacGregor High (Continuation)	0	1	3	0	2	9	4
School Code:	0	1	3	0	2	9	4

**CDE Contact: Stephanie Papas 916-445-8441 SPapas@cde.ca.gov**

Ed Codes	Number of students with an unexcused absence of more than 30 minutes on 3 or more days:	Truancy Rate (Number at left + enrollment):	Number of Expulsions	Number of Suspensions
October 2008 CBEDS Enrollment:	54	3		5.6% *
48900(a)(1)	Related to physical injury to another person		0	1
48900(b)	Related to firearms, knives, explosive devices, etc.		0	1
48900(c)	Related to possession or sale of controlled substances, alcohol, or intoxicants.		0	1
48900(e)	Committed or attempted to commit robbery or extortion		0	1
48900(g)	Stole or attempted to steal school property or private property		0	1
48900(h)	Related to possession or use of tobacco products		0	2
48900(k)	Related to disruption of school activities or willful defiance		0	12
48900(m)	Possessed an imitation firearm		0	1

NOTE TO LEA: Please read instructions carefully. Do not photocopy hard copies of this form in order to collect data from individual school sites. Background, guidance, and a data input form (to collect data from school sites) are available at <a href="http://www.cde.ca.gov/s/sse/umirs.asp">http://www.cde.ca.gov/s/sse/umirs.asp</a>		Overall Total:	Violence/Drug Total:	Violence/Drug Rate (Violence/Drug Total ÷ Enrollment):	Total of Persistently Dangerous Expulsions Only:	Number of Non-Student Firearm Incidents:
Was school at risk of being designated "persistently dangerous" for 2006-07?	No	0	0	0.0% *	0	0
Was school at risk of being designated "persistently dangerous" for 2007-08?	No	0	0	0.0% *	0	0
Was school at risk of being designated "persistently dangerous" for 2008-09?	No	0	0	0.0% *	0	0

\* If this reads 'N/A' it means that the enrollment figure is missing.

# 2008-09 School Reporting Form for UMIRS Data

California Department of Education

Consolidated Application

**Purpose:** To collect student expulsion, suspension, and truancy information to satisfy NCLB requirements related to "persistently dangerous" schools and the uniform management information reporting system (UMIRS).

Agency: Albany City Unified	0	1	6	1	1	2	7
CD code:							
School: MacGregor High (Continuation)							
School Code:	0	1	3	0	2	9	4

**CDE Contact: Stephanie Papas 916-445-8441 SPapas@cde.ca.gov**

October 2008 CBEDS Enrollment:	54	Number of students with an unexcused absence of more than 30 minutes on 3 or more days:	3	Truancy Rate (Number at left + enrollment):	5.6%*
<b>Ed Codes</b>		<b>Ed Code Text</b>	<b>Number of Expulsions</b>	<b>Number of Suspensions</b>	
48900.2		Related to sexual harassment	0		1
48915(a)(1)		PDS-Causing serious physical injury to another person, except in self-defense	0		1

<p><b>NOTE TO LEA:</b> Please read instructions carefully. Do not photocopy hard copies of this form in order to collect data from individual school sites. Background, guidance, and a data input form (to collect data from school sites) are available at <a href="http://www.cde.ca.gov/ls/ss/se/umirs.asp">http://www.cde.ca.gov/ls/ss/se/umirs.asp</a></p>	Overall Total:	0	22		
	Violence/Drug Total:	0	9		
	Violence/Drug Rate (Violence/Drug Total ÷ Enrollment):	0.0%*	16.7%*		
	Total of Persistently Dangerous Expulsions Only:	0	N/A		
	Number of Non-Student Firearm Incidents:	0	0		
Was school at risk of being designated "persistently dangerous" for 2006-07?	No	Was school at risk of being designated "persistently dangerous" for 2007-08?	No	Is school at risk of being designated "persistently dangerous" for 2008-09?	No

\* If this reads 'N/A' it means that the enrollment figure is missing.

# 2008-09 School Reporting Form for UMIRS Data

**Purpose:** To collect student expulsion, suspension, and truancy information to satisfy NCLB requirements related to "persistently dangerous" schools and the uniform management information reporting system (UMIRS).

**CDE Contact: Stephanie Papas 916-445-8441 SPapas@cde.ca.gov**

Agency: Albany City Unified	0	1	6	1	1	2	7
CD code:	0	1	6	1	1	2	7
School: Albany High	0	1	3	0	4	5	0
School Code:	0	1	3	0	4	5	0

October 2008 CBEDS Enrollment:	1284	Number of students with an unexcused absence of more than 30 minutes on 3 or more days:	205	Truancy Rate (Number at left + enrollment):	16.0%*
<b>Ed Codes</b>		<b>Ed Code Text</b>		<b>Number of Expulsions</b>	<b>Number of Suspensions</b>
48900(a)(1)		Related to physical injury to another person		0	28
48900(a)(2)		Related to use of force or violence		0	8
48900(b)		Related to firearms, knives, explosive devices, etc.		0	7
48900(c)		Related to possession or sale of controlled substances, alcohol, or intoxicants.		0	16
48900(e)		Committed or attempted to commit robbery or extortion		0	1
48900(f)		Caused or attempted to cause damage to school property or private property		0	6
48900(g)		Stole or attempted to steal school property or private property		0	14
48900(h)		Related to possession or use of tobacco products		0	3

<p><b>NOTE TO LEA:</b> Please read instructions carefully. Do not photocopy hard copies of this form in order to collect data from individual school sites. Background, guidance, and a data input form (to collect data from school sites) are available at <a href="http://www.cde.ca.gov/ls/ss/se/umirs.asp">http://www.cde.ca.gov/ls/ss/se/umirs.asp</a></p>	<b>Overall Total:</b>		0	189	
	<b>Violence/Drug Total:</b>		0	75	
	<b>Violence/Drug Rate (Violence/Drug Total ÷ Enrollment):</b>		0.0%*	5.8%*	
	<b>Total of Persistently Dangerous Expulsions Only:</b>		0	N/A	
	<b>Number of Non-Student Firearm Incidents:</b>		0	0	
Was school at risk of being designated "persistently dangerous" for 2006-07?	No	Was school at risk of being designated "persistently dangerous" for 2007-08?	No	Is school at risk of being designated "persistently dangerous" for 2008-09?	No

\* If this reads 'N/A' it means that the enrollment figure is missing.



# 2008-09 School Reporting Form for UMIRS Data

**Purpose:** To collect student expulsion, suspension, and truancy information to satisfy NCLB requirements related to "persistently dangerous" schools and the uniform management information reporting system (UMIRS).

Agency: Albany City Unified	0	1	6	1	1	2	7
CD code:	0	1	6	1	1	2	7
School: Albany High	0	1	3	0	4	5	0
School Code:	0	1	3	0	4	5	0

**CDE Contact: Stephanie Papas 916-445-8441 SPapas@cde.ca.gov**

October 2008 CBEDS Enrollment:	1284	Number of students with an unexcused absence of more than 30 minutes on 3 or more days:	205	Truancy Rate (Number at left + enrollment):	16.0%*
<b>Ed Codes</b>		<b>Ed Code Text</b>		<b>Number of Expulsions</b>	<b>Number of Suspensions</b>
48900(k)		Related to disruption of school activities or willfull defiance	0	0	93
48900(l)		Knowingly received stolen school property or private property	0	0	1
48900(m)		Possessed an imitation firearm	0	0	4
48900.2		Related to sexual harassment	0	0	2
48915(a)(1)		PDS-Causing serious physical injury to another person, except in self-defense	0	0	1
48915(a)(2)		Possession of any knife or other dangerous object of no reasonable use to the pupil	0	0	3
48915(c)(1)		PDS-Related to possessing, selling, or otherwise furnishing a firearm	0	0	2

<p><b>NOTE TO LEA:</b> Please read instructions carefully. Do not photocopy hard copies of this form in order to collect data from individual school sites. Background, guidance, and a data input form (to collect data from school sites) are available at <a href="http://www.cde.ca.gov/lss/se/umirs.asp">http://www.cde.ca.gov/lss/se/umirs.asp</a></p>	<b>Overall Total:</b>		0	189	
	<b>Violence/Drug Total:</b>		0	75	
	<b>Violence/Drug Rate (Violence/Drug Total + Enrollment):</b>		0.0%*	5.8%*	
	<b>Total of Persistently Dangerous Expulsions Only:</b>		0	N/A	
	<b>Number of Non-Student Firearm Incidents:</b>		0	0	
Was school at risk of being designated "persistently dangerous" for 2006-07?	No	Was school at risk of being designated "persistently dangerous" for 2007-08?	No	Is school at risk of being designated "persistently dangerous" for 2008-09?	No

\* If this reads 'N/A' it means that the enrollment figure is missing.

# 2008-09 School Reporting Form for UMIRS Data

**Purpose:** To collect student expulsion, suspension, and truancy information to satisfy NCLB requirements related to "persistently dangerous" schools and the uniform management information reporting system (UMIRS).

Agency: Albany City Unified	CD code: 0   1   6   1   1   2   7
School: Cornell Elementary	School Code: 6   0   9   0   1   4   6

**CDE Contact: Stephanie Papas 916-445-8441 SPapas@cde.ca.gov**

October 2008 CBEDS Enrollment:	517	Number of students with an unexcused absence of more than 30 minutes on 3 or more days:	22	Truancy Rate (Number at left + enrollment):	4.3%*
<b>Ed Codes</b>		<b>Ed Code Text</b>	<b>Number of Expulsions</b>	<b>Number of Suspensions</b>	
48900(a)(1)		Related to physical injury to another person	0		3
48900(a)(2)		Related to use of force or violence	0		3
48900(k)		Related to disruption of school activities or willfull defiance	0		6

<p><b>NOTE TO LEA:</b> Please read instructions carefully. Do not photocopy hard copies of this form in order to collect data from individual school sites. Background, guidance, and a data input form (to collect data from school sites) are available at <a href="http://www.cde.ca.gov/lss/se/umirs.asp">http://www.cde.ca.gov/lss/se/umirs.asp</a></p>	Overall Total:	0	12
	Violence/Drug Total:	0	6
	Violence/Drug Rate (Violence/Drug Total ÷ Enrollment):	0.0%*	1.2%*
	Total of Persistently Dangerous Expulsions Only:	0	N/A
	Number of Non-Student Firearm Incidents:		0
Was school at risk of being designated "persistently dangerous" for 2006-07?	No	Was school at risk of being designated "persistently dangerous" for 2007-08?	No
Was school at risk of being designated "persistently dangerous" for 2008-09?	No	Is school at risk of being designated "persistently dangerous" for 2008-09?	No

\* If this reads 'N/A' it means that the enrollment figure is missing.

# 2008-09 School Reporting Form for UMIRS Data

**Purpose:** To collect student expulsion, suspension, and truancy information to satisfy NCLB requirements related to "persistently dangerous" schools and the uniform management information reporting system (UMIRS).

Agency: Albany City Unified  
 CD code: 0 | 1 | 6 | 1 | 1 | 2 | 7

School: Albany Middle  
 School Code: 6 | 0 | 9 | 0 | 1 | 6 | 1

**CDE Contact: Stephanie Papas 916-445-8441 SPapas@cde.ca.gov**

October 2008 CBEDS Enrollment: 923  
 Number of students with an unexcused absence of more than 30 minutes on 3 or more days: 68  
 Truancy Rate (Number at left + enrollment): 7.4%\*

Ed Codes	Ed Code Text	Number of Expulsions	Number of Suspensions
48900(a)(1)	Related to physical injury to another person	0	3
48900(a)(2)	Related to use of force or violence	0	7
48900(b)	Related to firearms, knives, explosive devices, etc.	0	10
48900(c)	Related to possession or sale of controlled substances, alcohol, or intoxicants.	0	2
48900(f)	Caused or attempted to cause damage to school property or private property	0	2
48900(g)	Stole or attempted to steal school property or private property	0	8
48900(i)	Committed an obscene act or engaged in habitual profanity or vulgarity	0	1
48900(k)	Related to disruption of school activities or willful defiance	0	96

NOTE TO LEA: Please read instructions carefully. Do not photocopy hard copies of this form in order to collect data from individual school sites. Background, guidance, and a data input form (to collect data from school sites) are available at <a href="http://www.cde.ca.gov/iss/se/umirs.asp">http://www.cde.ca.gov/iss/se/umirs.asp</a>		Overall Total:	0	134
Violence/Drug Total:		0	25	
Violence/Drug Rate (Violence/Drug Total + Enrollment):		0.0%*	2.7%*	
Total of Persistently Dangerous Expulsions Only:		0	N/A	
Number of Non-Student Firearm Incidents:		0	0	

Was school at risk of being designated "persistently dangerous" for 2006-07?	No	Was school at risk of being designated "persistently dangerous" for 2007-08?	No	Is school at risk of being designated "persistently dangerous" for 2008-09?	No
--	----	--	----	---	----

\* If this reads 'N/A' it means that the enrollment figure is missing.

# 2008-09 School Reporting Form for UMIRS Data

California Department of Education

Consolidated Application

**Purpose:** To collect student expulsion, suspension, and truancy information to satisfy NCLB requirements related to "persistently dangerous" schools and the uniform management information reporting system (UMIRS).

**CDE Contact: Stephanie Papas 916-445-8441 SPapas@cde.ca.gov**

Agency: Albany City Unified	0	1	6	1	1	2	7
CD code:							
School: Albany Middle	6	0	9	0	1	6	1
School Code:							

October 2008 CBEDS Enrollment:	923	Number of students with an unexcused absence of more than 30 minutes on 3 or more days:	68	Truancy Rate (Number at left + enrollment):	7.4%*
<b>Ed Codes</b>		<b>Ed Code Text</b>	<b>Number of Expulsions</b>	<b>Number of Suspensions</b>	
48900(i)		Knowingly received stolen school property or private property	0	2	
48900(m)		Possessed an imitation firearm	0	1	
48900.2		Related to sexual harassment	0	2	

<p><b>NOTE TO LEA:</b> Please read instructions carefully. Do not photocopy hard copies of this form in order to collect data from individual school sites. Background, guidance, and a data input form (to collect data from school sites) are available at <a href="http://www.cde.ca.gov/si/ss/se/umirs.asp">http://www.cde.ca.gov/si/ss/se/umirs.asp</a></p>	Overall Total:	0	134
	Violence/Drug Total:	0	25
	Violence/Drug Rate (Violence/Drug Total ÷ Enrollment):	0.0%*	2.7%*
	Total of Persistently Dangerous Expulsions Only:	0	N/A
	Number of Non-Student Firearm Incidents:	0	0
Was school at risk of being designated "persistently dangerous" for 2006-07?	No	Was school at risk of being designated "persistently dangerous" for 2007-08?	No
Was school at risk of being designated "persistently dangerous" for 2008-09?	No	Is school at risk of being designated "persistently dangerous" for 2008-09?	No

\* If this reads 'N/A' it means that the enrollment figure is missing.

# 2008-09 School Reporting Form for UMIRS Data

**Purpose:** To collect student expulsion, suspension, and truancy information to satisfy NCLB requirements related to "persistently dangerous" schools and the uniform management information reporting system (UMIRS).

Agency: Albany City Unified  
 CD code: 0 | 1 | 6 | 1 | 1 | 2 | 7  
 School: Marin Elementary  
 School Code: 6 | 0 | 9 | 5 | 3 | 7 | 6

**CDE Contact: Stephanie Papas 916-445-8441 SPapas@cde.ca.gov**

October 2008 CBEDS Enrollment:	501	Number of students with an unexcused absence of more than 30 minutes on 3 or more days:	42	Truancy Rate (Number at left + enrollment):	8.4%*
<b>Ed Codes</b>		<b>Ed Code Text</b>	<b>Number of Expulsions</b>	<b>Number of Suspensions</b>	
48900(a)(1)		Related to physical injury to another person	0	1	
48900(k)		Related to disruption of school activities or willfull defiance	0	3	
48900.2		Related to sexual harassment	0	2	
48900.4		Related to harassment, threats, or intimidation	0	1	

<p><b>NOTE TO LEA:</b> Please read instructions carefully. Do not photocopy hard copies of this form in order to collect data from individual school sites. Background, guidance, and a data input form (to collect data from school sites) are available at <a href="http://www.cde.ca.gov/ss/se/umirs.asp">http://www.cde.ca.gov/ss/se/umirs.asp</a></p>	Overall Total:	0	7		
	Violence/Drug Total:	0	4		
	Violence/Drug Rate (Violence/Drug Total ÷ Enrollment):	0.0%*	0.8%*		
	Total of Persistently Dangerous Expulsions Only:	0	N/A		
	Number of Non-Student Firearm Incidents:	0	0		
Was school at risk of being designated "persistently dangerous" for 2006-07?	No	Was school at risk of being designated "persistently dangerous" for 2007-08?	No	Was school at risk of being designated "persistently dangerous" for 2008-09?	No

\* If this reads 'N/A' it means that the enrollment figure is missing.

# 2008-09 School Reporting Form for UMIRS Data

**Purpose:** To collect student expulsion, suspension, and truancy information to satisfy NCLB requirements related to "persistently dangerous" schools and the uniform management information reporting system (UMIRS).

Agency: Albany City Unified  
 CD code: 0 | 1 | 6 | 1 | 1 | 2 | 7  
 School: Ocean View Elementary  
 School Code: 6 | 1 | 1 | 6 | 2 | 2 | 2

**CDE Contact: Stephanie Papis 916-445-8441 SPapis@cde.ca.gov**

October 2008 CBEDS Enrollment:	551	Number of students with an unexcused absence of more than 30 minutes on 3 or more days:	70	Truancy Rate (Number at left ÷ enrollment):	12.7%*
<b>Ed Codes</b>		<b>Ed Code Text</b>	<b>Number of Expulsions</b>	<b>Number of Suspensions</b>	
48900(f)		Caused or attempted to cause damage to school property or private property	0	10	
48900(g)		Stole or attempted to steal school property or private property	0	1	

<p><b>NOTE TO LEA:</b> Please read instructions carefully. Do not photocopy hard copies of this form in order to collect data from individual school sites. Background, guidance, and a data input form (to collect data from school sites) are available at <a href="http://www.cde.ca.gov/s/s/s/se/umirs.asp">http://www.cde.ca.gov/s/s/s/se/umirs.asp</a></p>	Overall Total:	0	11
	Violence/Drug Total:	0	0
	Violence/Drug Rate (Violence/Drug Total ÷ Enrollment):	0.0%*	0.0%*
	Total of Persistently Dangerous Expulsions Only:	0	N/A
	Number of Non-Student Firearm Incidents:	0	0
Was school at risk of being designated "persistently dangerous" for 2006-07?	No	Was school at risk of being designated "persistently dangerous" for 2007-08?	No
Was school at risk of being designated "persistently dangerous" for 2008-09?	No	Is school at risk of being designated "persistently dangerous" for 2008-09?	No

\* If this reads 'N/A' it means that the enrollment figure is missing.

# 2008-09 LEA Reporting Form for California School Age Families Education - 1

California Department of Education

Consolidated Application

**Purpose:** To continue providing academic and support services to expectant and parenting students and child care and development services to their children during 2009-10, LEAs are to report 2008-09 aggregate data for all sites.

Agency:	Albany City Unified									
CD code:	0	1	6	1	1	1	2	7		
<input type="checkbox"/> This page is not applicable because the LEA did not participate in Cal-SAFE in 2008-09. <input checked="" type="checkbox"/> Page is NA due to flexibility provision.										

**CDE Contact:** Nancy Christopher 916-319-0541 NChristo@cde.ca.gov

# This page is not applicable due to the flexibility provision.

# 2008-09 LEA Reporting Form for California School Age Families Education - 2

California Department of Education

Consolidated Application

**Purpose:** To continue providing academic and support services to expectant and parenting students and child care and development services to their children during 2009-10. LEAs are to report 2008-09 aggregate data for all sites.

**CDE Contact:** Nancy Christophel 916-319-0541 NChristo@cde.ca.gov

Agency: Albany City Unified

CD code: 0 | 1 | 6 | 1 | 1 | 2 | 7

This page is not applicable because the LEA did not participate in Cal-SAFE in 2008-09.  
 Page is NA due to flexibility provision.

**This page is not applicable  
 due to the flexibility provision.**



P57  
**2008-09 School Reporting Form for Teacher and Paraprofessional Requirements**

California Department of Education

Consolidated Application

**Purpose:** To collect school-level data, as required by the NCLB, about teachers funded by Title II funds in Class Size Reduction and teachers and instructional paraprofessionals in Title I, Part A, (Basic Grant) programs.

Agency: Albany City Unified	0	1	6	1	1	2	7
CD code:	0	1	6	1	1	2	7
School: MacGregor High (Continuation)	0	1	3	0	2	9	4
School code:	0	1	3	0	2	9	4

**CDE Contact: Jackie Rose 916-322-9503 JRose@cde.ca.gov (Section A)**  
**Stephanie Smith 916-319-0948 SSmith@cde.ca.gov (Section B and C)**

**A. Teachers in Class Size Reduction in 2008-09**

1. Total number of teachers in 2008-09 in Class Size Reduction paid for with local, state and federal funds	0
2. Of the total in line 1, number paid with Title II funds	0
3. Number of teachers in line 1 who meet the NCLB teacher requirements	0

The school did NOT receive Title I, Part A for 2008-09.  
**If this box is checked, this page is now complete. If not checked, complete sections B and C.**

**B. New Teachers Hired Into Title I Funded Programs in 2008-09**

1. Total number of Title I teachers including Schoolwide and Targeted Assistance	0
2. Number of these teachers who did not meet the NCLB teacher requirements	0

**C. NCLB Compliant Paraprofessionals in 2008-09** (Complete items 1-4 if either of the bottom two boxes are checked)

The school is NOT using Title I, Part A funds to employ paraprofessionals to assist in instruction in 2008-09.  
 The school uses Title I, Part A funds to employ paraprofessionals to assist in instruction in Title I Targeted Assistance Programs.  
 The school uses paraprofessionals to assist in instruction in Schoolwide Title I Schools.

1. Number of FTE paraprofessionals in Title I schools	0
2. Number of these paraprofessionals who meet the NCLB requirements	0
3. Percentage of these paraprofessionals who meet the NCLB requirements	0.0%
4. Target percentage for June 30, 2009	100%

89  
 92  
**2008-09 School Reporting Form for Teacher and Paraprofessional Requirements**

California Department of Education

Consolidated Application

**Purpose:** To collect school-level data, as required by the NCLB, about teachers funded by Title II funds in Class Size Reduction and teachers and instructional paraprofessionals in Title I, Part A, (Basic Grant) programs.

Agency: Albany City Unified	0	1	6	1	1	2	7
CD code:	0	1	6	1	1	2	7
School: Albany High	0	1	3	0	4	5	0
School code:	0	1	3	0	4	5	0

**CDE Contact: Jackie Rose 916-322-9503 JRose@cde.ca.gov (Section A)**  
**Stephanie Smith 916-319-0948 SSmith@cde.ca.gov (Section B and C)**

**A. Teachers in Class Size Reduction in 2008-09**

- Total number of teachers in 2008-09 in Class Size Reduction paid for with local, state and federal funds 1
- Of the total in line 1, number paid with Title II funds 0
- Number of teachers in line 1 who meet the NCLB teacher requirements 1

The school did NOT receive Title I, Part A for 2008-09.

If this box is checked, this page is now complete. If not checked, complete sections B and C.

**B. New Teachers Hired Into Title I Funded Programs in 2008-09**

- Total number of Title I teachers including Schoolwide and Targeted Assistance 0
- Number of these teachers who did not meet the NCLB teacher requirements 0

**C. NCLB Compliant Paraprofessionals in 2008-09** (Complete items 1-4 if either of the bottom two boxes are checked)

- The school is NOT using Title I, Part A funds to employ paraprofessionals to assist in instruction in 2008-09.
- The school uses Title I, Part A funds to employ paraprofessionals to assist in instruction in Title I Targeted Assistance Programs.
- The school uses paraprofessionals to assist in instruction in Schoolwide Title I Schools.

1. Number of FTE paraprofessionals in Title I schools	0
2. Number of these paraprofessionals who meet the NCLB requirements	0
3. Percentage of these paraprofessionals who meet the NCLB requirements	0.0%
4. Target percentage for June 30, 2009	100%

# 2008-09 School Reporting Form for Teacher and Paraprofessional Requirements

California Department of Education

Consolidated Application

**Purpose:** To collect school-level data, as required by the NCLB, about teachers funded by Title II funds in Class Size Reduction and teachers and instructional paraprofessionals in Title I, Part A, (Basic Grant) programs.

Agency: Albany City Unified												
CD code:	0	1	6	1	1	2	7					
School: Cornell Elementary												
School code:	6	0	9	0	1	4	6					

**CDE Contact: Jackie Rose 916-322-9503 JRose@cde.ca.gov (Section A)  
Stephanie Smith 916-319-0948 SSmith@cde.ca.gov (Section B and C)**

**A. Teachers in Class Size Reduction in 2008-09**

1. Total number of teachers in 2008-09 in Class Size Reduction paid for with local, state and federal funds 4
2. Of the total in line 1, number paid with Title II funds 0
3. Number of teachers in line 1 who meet the NCLB teacher requirements 4

The school did NOT receive Title I, Part A for 2008-09.  
If this box is checked, this page is now complete. If not checked, complete sections B and C.

**B. New Teachers Hired Into Title I Funded Programs in 2008-09**

1. Total number of Title I teachers including Schoolwide and Targeted Assistance 0
2. Number of these teachers who did not meet the NCLB teacher requirements 0

**C. NCLB Compliant Paraprofessionals in 2008-09** (Complete items 1-4 if either of the bottom two boxes are checked)

- The school is NOT using Title I, Part A funds to employ paraprofessionals to assist in instruction in 2008-09.
- The school uses Title I, Part A funds to employ paraprofessionals to assist in instruction in Title I Targeted Assistance Programs.
- The school uses paraprofessionals to assist in instruction in Schoolwide Title I Schools.

1. Number of FTE paraprofessionals in Title I schools	1
2. Number of these paraprofessionals who meet the NCLB requirements	1
3. Percentage of these paraprofessionals who meet the NCLB requirements	100.0%
4. Target percentage for June 30, 2009	100%

# 2008-09 School Reporting Form for Teacher and Paraprofessional Requirements

California Department of Education

Consolidated Application

**Purpose:** To collect school-level data, as required by the NCLB, about teachers funded by Title II funds in Class Size Reduction and teachers and instructional paraprofessionals in Title I, Part A, (Basic Grant) programs.

Agency: Albany City Unified												
CD code:	0	1	6	1	1	2	7					
School: Albany Middle												
School code:	6	0	9	0	1	6	1					

**CDE Contact: Jackie Rose 916-322-9503 JRose@cde.ca.gov (Section A)**  
**Stephanie Smith 916-319-0948 SSmith@cde.ca.gov (Section B and C)**

## A. Teachers in Class Size Reduction in 2008-09

1. Total number of teachers in 2008-09 in Class Size Reduction paid for with local, state and federal funds	0
2. Of the total in line 1, number paid with Title II funds	0
3. Number of teachers in line 1 who meet the NCLB teacher requirements	0

The school did NOT receive Title I, Part A for 2008-09.

**If this box is checked, this page is now complete. If not checked, complete sections B and C.**

## B. New Teachers Hired into Title I Funded Programs in 2008-09

1. Total number of Title I teachers including Schoolwide and Targeted Assistance	0
2. Number of these teachers who did not meet the NCLB teacher requirements	0

## C. NCLB Compliant Paraprofessionals in 2008-09 (Complete items 1-4 if either of the bottom two boxes are checked)

- The school is NOT using Title I, Part A funds to employ paraprofessionals to assist in instruction in 2008-09.
- The school uses Title I, Part A funds to employ paraprofessionals to assist in instruction in Title I Targeted Assistance Programs.
- The school uses paraprofessionals to assist in instruction in Schoolwide Title I Schools.

1. Number of FTE paraprofessionals in Title I schools	0
2. Number of these paraprofessionals who meet the NCLB requirements	0
3. Percentage of these paraprofessionals who meet the NCLB requirements	0.0%
4. Target percentage for June 30, 2009	100%

# 2008-09 School Reporting Form for Teacher and Paraprofessional Requirements

California Department of Education

Consolidated Application

**Purpose:** To collect school-level data, as required by the NCLB, about teachers funded by Title II funds in Class Size Reduction and teachers and instructional paraprofessionals in Title I, Part A, (Basic Grant) programs.

Agency: Albany City Unified												
CD code:	0	1	6	1	1	2	7					
School: Marin Elementary												
School code:	6	0	9	5	3	7	6					

**CDE Contact: Jackie Rose 916-322-9503 JRose@cde.ca.gov (Section A)  
Stephanie Smith 916-319-0948 SSmith@cde.ca.gov (Section B and C)**

## A. Teachers in Class Size Reduction in 2008-09

1. Total number of teachers in 2008-09 in Class Size Reduction paid for with local, state and federal funds	5
2. Of the total in line 1, number paid with Title II funds	0
3. Number of teachers in line 1 who meet the NCLB teacher requirements	5

The school did NOT receive Title I, Part A for 2008-09.

**If this box is checked, this page is now complete. If not checked, complete sections B and C.**

## B. New Teachers Hired Into Title I Funded Programs in 2008-09

1. Total number of Title I teachers including Schoolwide and Targeted Assistance	0
2. Number of these teachers who did not meet the NCLB teacher requirements	0

## C. NCLB Compliant Paraprofessionals in 2008-09 (Complete items 1-4 if either of the bottom two boxes are checked)

The school is NOT using Title I, Part A funds to employ paraprofessionals to assist in instruction in 2008-09.

The school uses Title I, Part A funds to employ paraprofessionals to assist in instruction in Title I Targeted Assistance Programs.

The school uses paraprofessionals to assist in instruction in Schoolwide Title I Schools.

1. Number of FTE paraprofessionals in Title I schools	0
2. Number of these paraprofessionals who meet the NCLB requirements	0
3. Percentage of these paraprofessionals who meet the NCLB requirements	0.0%
4. Target percentage for June 30, 2009	100%

# 2008-09 School Reporting Form for Teacher and Paraprofessional Requirements

California Department of Education

Consolidated Application

**Purpose:** To collect school-level data, as required by the NCLB, about teachers funded by Title II funds in Class Size Reduction and teachers and instructional paraprofessionals in Title I, Part A, (Basic Grant) programs.

Agency: Albany City Unified	0	1	6	1	1	2	7
CD code:							
School: Ocean View Elementary	6	1	1	6	2	2	2
School code:							

**CDE Contact: Jackie Rose 916-322-9503 JRose@cde.ca.gov (Section A)**  
**Stephanie Smith 916-319-0948 SSmith@cde.ca.gov (Section B and C)**

## A. Teachers in Class Size Reduction in 2008-09

1. Total number of teachers in 2008-09 in Class Size Reduction paid for with local, state and federal funds	5
2. Of the total in line 1, number paid with Title II funds	0
3. Number of teachers in line 1 who meet the NCLB teacher requirements	5

The school did NOT receive Title I, Part A for 2008-09.

If this box is checked, this page is now complete. If not checked, complete sections B and C.

## B. New Teachers Hired Into Title I Funded Programs in 2008-09

1. Total number of Title I teachers including Schoolwide and Targeted Assistance	0
2. Number of these teachers who did not meet the NCLB teacher requirements	0

## C. NCLB Compliant Paraprofessionals in 2008-09 (Complete items 1-4 if either of the bottom two boxes are checked)

<input type="checkbox"/> The school is NOT using Title I, Part A funds to employ paraprofessionals to assist in instruction in 2008-09.	
<input checked="" type="checkbox"/> The school uses Title I, Part A funds to employ paraprofessionals to assist in instruction in Title I Targeted Assistance Programs.	
<input type="checkbox"/> The school uses paraprofessionals to assist in instruction in Schoolwide Title I Schools.	
1. Number of FTE paraprofessionals in Title I schools	1
2. Number of these paraprofessionals who meet the NCLB requirements	1
3. Percentage of these paraprofessionals who meet the NCLB requirements	100.0%
4. Target percentage for June 30, 2009	100%

**2007-08 and 2008-09 Year-to-Date Expenditure Report for Selected Federal Programs**

California Department of Education

Consolidated Application

**Purpose:** To report year-to-date expenditures for 2007-08 and 2008-09 allocations. Each LEA that received a subgrant for the federal programs listed below in FY 2007-08 and/or 2008-09 must complete this page.

<b>Agency:</b> Albany City Unified							
<b>CD Code:</b>	0	1	6	1	1	2	7

**CDE Contact: See individual program below**

This page is not applicable because the LEA did not participate in any of the listed programs.

Program	SACS Code	Description	2007-08	2008-09
<b>Title II, Part A</b> Jackie Rose (916) 322-9503 JRose@cde.ca.gov	4035	1. Total Title II, Part A expenditures	\$ 56,163	\$ 91,770
		a. Amount of line 1 spent on Professional Development	\$ 56,163	\$ 91,770
		b. Amount of line 1 spent on exam and test prep	\$ 0	\$ 0
		c. Amount of line 1 spent on recruiting, training, and retaining	\$ 0	\$ 0
		d. Amount of line 1 spent on Class Size Reduction	\$ 0	\$ 0
<b>Title III, Part A</b> Geoffrey Ndirangu (916) 323-5831 GNdirang@cde.ca.gov	4201	Immigrant Students	\$ 0	\$ 29,935
	4203	Language Instruction for Limited English Proficient Students	\$ 53,960	\$ 29,935

# 2008-09 Title I, Part A, End-of-Year Expenditure Report for School Choice and SES

California Department of Education Consolidated Application

**Purpose:** To report on end-of-year expenditures of Title I, Part A funds on Public School Choice (Choice) and Supplemental Educational Services (SES).

**CDE Contact:** Lana Zhou - (916) 319-0956 - LZhou@cde.ca.gov  
 Martin Miller - (916) 324-3455 - MaMiller@cde.ca.gov

<b>Agency:</b>	Albany City Unified						
<b>CD code:</b>	0	1	6	1	1	2	7
<input checked="" type="checkbox"/> This page is not applicable because the LEA did not have schools in Program Improvement in 2008-09.							

<b>A. Expenditures for Choice Transportation and SES</b>	<b>2008-09</b>	
1. Amount of Title I, Part A, funds expended for Choice transportation for students transferred from a PI school to a non-PI school under NCLB.	0	
2. Amount of Title I, Part A, funds expended for SES for students enrolled in PI schools Years 2-5.	0	
3. Amount of Title I, Part A, funds expended for parent outreach activities for Choice and SES.	0	
4. Total expended amount for Choice and SES (A1 + A2 + A3).	0	
5. Unspent funds. This is 20% of 2008-09 LEA Title I allocation ( 35,666 ) * - line A.4.	0	
<b>B. If the amount in line A.5. is not zero, complete Section B (optional for 2008-09).</b>	<b>Yes</b>	<b>No</b>
1. Partnered with groups such as community-based organizations. (N/A for 2008-09).	<input type="checkbox"/>	<input type="checkbox"/>
2. Ensured that students an parents have had a genuine opportunity to apply for Choice or SES.	<input type="checkbox"/>	<input type="checkbox"/>
3. Provided timely and accurate notice of the availability of public school choice and SES.	<input type="checkbox"/>	<input type="checkbox"/>
4. Ensured that sign-up forms for SES are distributed directly to students and parents and made widely available and accessible through broad means of dissemination.	<input type="checkbox"/>	<input type="checkbox"/>
5. Provided a minimum of two enrollment "windows," at separate points in the school year. (N/A for 2008-09).	<input type="checkbox"/>	<input type="checkbox"/>
6. Ensured that SES providers are given access to school facilities, using a fair, open, and objective process..	<input type="checkbox"/>	<input type="checkbox"/>

Notes: If all of the "Yes" boxes are checked, the LEA is allowed to reallocate unspent funds for other allowable Title I, Part A, activities.  
 If any of the "No" boxes are checked, the LEA must carry over the unspent funds to the required reservation for Choice and SES in 2010-11.



**Purpose:** To meet annual federal requirements specified in Section 9524(b) of the NCLB Act regarding constitutionally protected prayer in public elementary and secondary schools.

Agency:		Albany City Unified						
CD code:	0	1	6	1	1	2	7	

**CDE Contact:** *Mary Payne - 916-319-0379 - MPayne@cde.ca.gov*  
*Eugene Stevenson - 916-319-0385 - EStevenson@cde.ca.gov*

**Protected Prayer Certification**

The LEA hereby assures and certifies to the California State Board of Education that the LEA has no policy that prevents, or otherwise denies participation in, constitutionally protected prayer in public schools as set forth in the "Guidance on Constitutionally Protected Prayer in Public Elementary and Secondary Schools." This document can be located at the following Web site address:

[http://www.ed.gov/policy/gen/guid/religionandschools/prayer\\_guidance.html](http://www.ed.gov/policy/gen/guid/religionandschools/prayer_guidance.html)

Marla Stephenson

Signature of authorized representative

Printed name of authorized representative

Superintendent

06/22/2009

Title

Date

- The LEA hereby assures that this page has been printed and contains an ink signature. The ink signature copy shall be made available to the CDE upon request or as part of an audit, a compliance review, or a complaint investigation.
- The LEA cannot certify at this time.

**2009-10 Parent Involvement LEA Policy**

**Purpose:** To meet annual federal requirements specified in Sections 1116(c)(1) and 1118(h) regarding parent involvement policies and practices.

Agency:	Albany City Unified						
CD code:	0	1	6	1	1	2	7

**CDE Contact:** Carol Dickson 916-319-0382 CDickson@cde.ca.gov  
 Jerry Cummings 916-319-0381 JCumming@cde.ca.gov

**A. 2009-10 Title I Parent Involvement Certification**

This section is not applicable because the LEA did not apply for Title I, Part A, funding on page 2 of the ConApp.

Each LEA shall develop jointly with, agree on with, and distribute to parents of Title I participating children, a written Title I parent involvement policy (NCLB Section 1118(a)). The policy describes how the LEA will:

- a) Involve parents in the joint development of the local plan and the process of school review for program improvement schools under NCLB Section 1116;
- b) Help schools to plan and implement effective parent involvement activities to improve student academic achievement and school performance;
- c) Build the schools' and parents' capacity for strong parental involvement;
- d) Coordinate and integrate parental involvement strategies under Part A and under other programs as specified;
- e) Conduct, with the involvement of parents, an annual evaluation of the content and effectiveness of the parental involvement policy and use the findings of the evaluation to design more effective parental involvement; and
- f) Involve parents in the activities of the Title I schools.

Does your current Title I district-level parent involvement board policy describe how your LEA will meet all six of these criteria?  Yes  No  
 Date of local board approval of the current Title I parent involvement policy: 11/28/2006

**B. 2008-09 Title I Parent Involvement Description**

This section is not applicable because the LEA did not receive Title I, Part A, funding in 2008-09.

This is a description of how parents were involved in the 2008-09 required annual evaluation of the content and effectiveness of the Title I parent involvement policy.

Parents at Title 1 schools participate in an annual evaluation survey of Title 1 parent involvement policy of the District.

# 2009-10 Consolidated Application Contact Pages

**Purpose:** To maintain a complete listing of contact information for each district.

**Agency:** Albany City Unified

**CD code:** 0 | 1 | 6 | 1 | 1 | 2 | 7

**CDE Contact:** Linda Parker 916-319-0297 LParker@cde.ca.gov

<b>Consolidated Application</b>	<b>Name</b>	<b>Title</b>	<b>Salutation</b>
	Lynda Hornada	Director of Curriculum and Instr.	
	<b>Phone</b> (510) 558-3771	<b>FAX</b> (510) 558-6560	<b>E-mail</b> lynda.hornada@albany.k12.ca.us

<b>Title I, Part A</b> <input type="checkbox"/> Contact is N/A	<b>Name</b>	<b>Title</b>	<b>Salutation</b>
	Lynda Hornada	Director of Curriculum and Instr.	
	<b>Phone</b> (510) 558-3771	<b>FAX</b> (510) 558-6560	<b>E-mail</b> lynda.hornada@albany.k12.ca.us

<b>Title I, D, Neglected or Delinquent</b> <input checked="" type="checkbox"/> Contact is N/A	<b>Name</b>	<b>Title</b>	<b>Salutation</b>
	Lynda Hornada	Director of Curriculum and Instr.	
	<b>Phone</b> (510) 558-3771	<b>FAX</b> (510) 558-6560	<b>E-mail</b> lynda.hornada@albany.k12.ca.us

<b>Parent/Family Involvement</b> <input type="checkbox"/> Contact is N/A	<b>Name</b>	<b>Title</b>	<b>Salutation</b>
	Lynda Hornada	Director of Curriculum and Instr.	
	<b>Phone</b> (510) 558-3771	<b>FAX</b> (510) 558-6560	<b>E-mail</b> lynda.hornada@albany.k12.ca.us

<b>Title II, Part A (Teacher Quality)</b> <input type="checkbox"/> Contact is N/A	<b>Name</b>	<b>Title</b>	<b>Salutation</b>
	Lynda Hornada	Director of Curriculum and Instr.	
	<b>Phone</b> (510) 558-3771	<b>FAX</b> (510) 558-6560	<b>E-mail</b> lynda.hornada@albany.k12.ca.us

<b>Title III, Part A (LEP/Immigrant)</b> <input type="checkbox"/> Contact is N/A	<b>Name</b>	<b>Title</b>	<b>Salutation</b>
	Lynda Hornada	Director of Curriculum and Instr.	
	<b>Phone</b> (510) 558-3771	<b>FAX</b> (510) 558-6560	<b>E-mail</b> lynda.hornada@albany.k12.ca.us

# 2009-10 Consolidated Application Contact Pages

Consolidated Application

**Purpose:** To maintain a complete listing of contact information for each district.

**Agency:** Albany City Unified

**CD code:**

0	1	6	1	1	2	7
---	---	---	---	---	---	---

**CDE Contact:** *Linda Parker 916-319-0297 LParker@cde.ca.gov*

**Title IV (SDFSC) and TUBE**

Name: Lynda Hornada  
 Title: Director of Curriculum and Instr.  
 Phone: (510) 558-3771 Ext. ( ) -  
 FAX: (510) 558-6560

E-mail: [lynda.hornada@albany.k12.ca.us](mailto:lynda.hornada@albany.k12.ca.us)  
 Salutation

**Title I, Part A, Supplemental Ed. Services**

Name: ( ) -  
 Title: ( ) -  
 Phone: ( ) -  
 FAX: ( ) -  
 E-mail: ( ) -

**Foster Youth Education Liaison**

Name: Lynda Hornada  
 Title: Director of Curriculum and Instr.  
 Phone: (510) 558-3771 Ext. ( ) -  
 FAX: (510) 558-6560  
 E-mail: [lynda.hornada@albany.k12.ca.us](mailto:lynda.hornada@albany.k12.ca.us)  
 Salutation

**Homeless Liaison**

Name: Lynda Hornada  
 Title: Director of Curriculum and Instr.  
 Phone: (510) 558-3771 Ext. ( ) -  
 FAX: (510) 558-6560  
 E-mail: [lynda.hornada@albany.k12.ca.us](mailto:lynda.hornada@albany.k12.ca.us)  
 Salutation

**Rural Education Achievement Program (REAP)**

Name: ( ) -  
 Title: ( ) -  
 Phone: ( ) -  
 FAX: ( ) -  
 E-mail: ( ) -

**School Safety & Violence Prevention AB 1113, 1999**

Name: Lynda Hornada  
 Title: Director of Curriculum and Instr.  
 Phone: (510) 558-3771 Ext. ( ) -  
 FAX: (510) 558-6560  
 E-mail: [lynda.hornada@albany.k12.ca.us](mailto:lynda.hornada@albany.k12.ca.us)  
 Salutation

MAY 2009 WARRANT LISTING

<u>Check #</u>	<u>Check Dt</u>	<u>Company Name</u>	<u>CHECK AMT</u>	<u>Description</u>
891969	5/1/2009	ACSIG - VISION INSURANCE	\$9,392.39	04/09 COVERAGE
891970	5/1/2009	ACSIG - DELTA DENTAL	\$31,046.77	04/09 COVERAGE
891971	5/1/2009	ALAMEDA COUNTY OFFICE OF ED	\$158.46	LAMPS
891972	5/1/2009	ALAMEDA UNIFIED SCHOOL DIST.	\$8,090.00	3RD QTR DIFFERENTIAL/SELPA
891973	5/1/2009	AT&T	\$3,648.85	03/19-04/18 SERVICE
891974	5/1/2009	BERKELEY FARMS	\$2,715.36	DAIRY (FOOD SERVICES)
891975	5/1/2009	BERKELEY UNIFIED SCHOOL DIST.	\$16,352.00	08/09 3RD QTR DIFFERENTIAL/SELPA
891976	5/1/2009	BILL'S UNDERGROUND	\$250.00	LOCATING STORM DRAIN/SOUND FENCE
891977	5/1/2009	KAREN BONINI	\$24.95	REIMB FOR CLASSROOM SUPPLIES
891978	5/1/2009	PATRICIA CABRERA	\$50.03	REIMB FOR CLASSROOM SUPPLIES
891979	5/1/2009	CALIFORNIA GROWERS	\$329.75	PRODUCE (FOOD SERVICES)
891980	5/1/2009	CHILDREN'S LEARNING CENTER	\$2,115.75	08/09 SPEECH, LANGUAGE & OTHER SERVICES
891981	5/1/2009	CITY OF ALBANY	\$6,315.43	08/09 RESOURCE OFFICER PROGRAM
891982	5/1/2009	COCA-COLA BOTTLING COMPANY	\$382.50	WATER (FOOD SERVICES)
891983	5/1/2009	HSBC BUSINESS SOLUTIONS	\$120.08	FOOD & SUPPLIES/HOFFMAN
891984	5/1/2009	DANIELSEN	\$1,263.24	FOOD & SUPPLIES (FOOD SERVICES)
891985	5/1/2009	JULIE DAWSON	\$136.49	08/27/08-04/16/09 MILEAGE REIMB
891986	5/1/2009	DISCOUNT SCHOOL SUPPLY	\$833.82	CLASSROOM MATERIALS (ACC)
891987	5/1/2009	PEDIATRIC CONTRACTING SERVICES	\$1,009.50	08/09 OCCUPATIONAL/PHYSICAL THERAPY
891988	5/1/2009	EAST BAY RESTAURANT SUPPLY	\$64.39	KITCHEN UTENSILS (FOOD SERVICES)
891989	5/1/2009	EBMUD	\$497.67	01/23-03/25 SERVICE
891990	5/1/2009	EMERY UNIFIED SCHOOL DISTRICT	\$1,190.00	3RD QTR DIFFERENTIAL 08/09/SELPA
891991	5/1/2009	FAGEN FRIEDMAN & FULFROST, LLP	\$8,953.16	LEGAL SERVICES THRU 03/31/09
891992	5/1/2009	FOOD 4 THOUGHT, LLC	\$354.60	PRODUCE (FOOD SERVICES)
891993	5/1/2009	GOLD STAR FOODS	\$6,271.73	FOOD (FOOD SERVICES)
891994	5/1/2009	PARENT	\$1,748.75	08/09 REIMB
891995	5/1/2009	HOME DEPOT CREDIT SERVICES	\$181.20	HARDWARE/MAINT
891996	5/1/2009	ANNALISE HOOPE	\$182.98	REIMB FOR CLASSROOM SUPPLIES
891997	5/1/2009	HYDREX - HAYWARD	\$150.00	08/09 PEST CONTROL (AMS & AHS)
891998	5/1/2009	IFSHIN VIOLINS	\$41.56	OPEN FOR SUPPLIES (AHS)
891999	5/1/2009	CHRISTOPHER KAJIWARA	\$28.41	03/31-04/23 MILEAGE REIMB
892000	5/1/2009	DIANA LAMSON	\$82.61	REIMB FOR SCI MATERIALS
892001	5/1/2009	LANGUAGE PEOPLE, INC.	\$6,300.00	08/09 CAPTIONING SERVICES
892002	5/1/2009	GWENDOLYN LAWTON	\$331.24	MILEAGE & MEAL REIMB/VISITING COMMITTEE-WASC
892003	5/1/2009	MAGGIORA BAKING CO	\$601.90	FOOD (FOOD SERVICES)
892004	5/1/2009	TITIA MARTIN-NAGEL	\$270.00	MUSIC THERAPY SERVICES (AHS)

MAY 2009 WARRANT LISTING

<u>Check #</u>	<u>Check Dt</u>	<u>Company Name</u>	<u>CHECK AMT</u>	<u>Description</u>
892005	5/1/2009	MICHAEL'S TRANSPORTATION SRV	\$924.00	04/17/09 TRANS TO CAMP ARROYO (AMS)
892006	5/1/2009	ROBERT MICKEY	\$80.00	SHOE REIMB/O.V.
892007	5/1/2009	SEAN MORRIS	\$167.95	REIMB/TRANSMIT 3 SOFTWARE & NCTM MEMBERSHIP
892008	5/1/2009	MIKE NAGANO	\$119.34	04/19-04/22 MILEAGE/WSAC VISITATION
892009	5/1/2009	NASCO MODESTO	\$55.57	SCI MATERIALS (AHS)
892010	5/1/2009	NATIONAL ELEVATOR CO	\$135.00	08/09 ELEVATOR SERVICE (AMS)
892011	5/1/2009	ODWALLA INC	\$223.20	DRINKS (FOOD SERVICES)
892012	5/1/2009	OFFICE DEPOT	\$4,952.30	SUPPLIES
892013	5/1/2009	PG&E	\$4,862.10	03/26-04/24 SERVICE
892014	5/1/2009	PIEDMONT UNIFIED SCHOOL DIST	\$4,319.00	3RD QTR DIFFERENTIAL 08/09/SELPA
892015	5/1/2009	PLEASANTON UNIFIED SCHOOL	\$500.00	08/09 QSS SERVICES
892016	5/1/2009	PRENTKE ROMICH CO.	\$250.48	SPRING BOARD BATTERY PACK (SPECIAL SERVICES)
892017	5/1/2009	PROGRESSUS THERAPY, LLC	\$22,496.00	08/09 SPEECH & LANGUAGE SERVICES
892018	5/1/2009	PRUDENTIAL OVERALL SUPPLY	\$160.10	UNIFORM SERVICE
892019	5/1/2009	QUALITY BEHAVIORAL OUTCOMES	\$2,062.50	08/09 SPECIALIZED BEHAVIOR INTERVENTION SERVICES
892020	5/1/2009	SI SE PUEDE BEHAVIORAL	\$2,652.50	08/09 SPECIAL ACADEMIC BEHAVIOR SERVICES
892021	5/1/2009	JUDITH SINCLAIR	\$24.64	REIMB FOR CLASSROOM MATERIALS
892022	5/1/2009	JUDY SINCLAIR	\$117.00	04/19-04/22 MILEAGE/WASC VISITATION
892023	5/1/2009	STAR ACADEMY	\$7,517.40	08/09 SPECIAL ACADEMIC SERVICES
892024	5/1/2009	SYSCO FOOD SERVICES OF S.F. INC	\$5,602.47	FOOD & SUPPLIES (FOOD SERVICES)
892025	5/1/2009	THE KEY CONNECTION	\$49.90	KEYS-U-SEE KEYBOARD (SPECIAL SERVICES)
892026	5/1/2009	THERAPRO, INC	\$67.45	PENCIL GRIPS (CORNELL)
892027	5/1/2009	VERIZON WIRELESS	\$94.51	03/20-04/19 SERVICE
892028	5/1/2009	WASTE MANAGEMENT OF ALAMEDA	\$7,120.09	04/09 PICK-UP
892029	5/1/2009	WAXIE SANITARY SUPPLY	\$2,239.26	SANITARY SUPPLIES
892030	5/1/2009	DINA YOO	\$55.09	REIMB FOR NOTEBOOKS & FOIL
892127	5/6/2009	ABILITATIONS	\$112.25	WEIGHTED HOLDER & OCTOPUS (SPECIAL SERVICES)
892128	5/6/2009	ABLENET INC.	\$143.72	LITTLE MACK COMMUNICATOR (SPECIAL SERVICES)
892129	5/6/2009	ERIC ANGRESS	\$3,900.00	REMOVE TREES AT MAC HIGH
892130	5/6/2009	ARROW GLASS COMPANY	\$400.00	INSTALL LAMINATED WINDOWS (AMS)
892131	5/6/2009	CAEDMON CEBULSKI	\$169.02	REIMB FOR CLASSROOM SUPPLIES
892132	5/6/2009	COMMERCIAL LIGHTING CO.	\$1,569.97	BULBS (MAINT)
892133	5/6/2009	DELTA DENTAL	\$3,889.57	05/09 COVERAGE
892134	5/6/2009	EAST BAY RESTAURANT SUPPLY	\$261.62	KITCHEN SUPPLIES (FOOD SERVICES)
892135	5/6/2009	EBMUD	\$1,039.55	03/25-04/24 SERVICE
892136	5/6/2009	EDUCATION 4 KIDS, INC.	\$199.22	STOPWATCHES (ELEMENTARY)

MAY 2009 WARRANT LISTING

<u>Check #</u>	<u>Check Dt</u>	<u>Company Name</u>	<u>CHECK AMT</u>	<u>Description</u>
892137	5/6/2009	KATIA HAZEN	\$58.93	REIMB FOR CLASSROOM SUPPLIES
892138	5/6/2009	NANCY HENDERSON	\$115.84	REIMB FOR SUPPLIES
892139	5/6/2009	HIGHSMITH INC.	\$28.82	BOOK REPAIR TAPE (MARIN)
892140	5/6/2009	HOME DEPOT CREDIT SERVICES	\$444.13	HARDWARE/TRAILER
892141	5/6/2009	HELEN JIANG	\$17.55	04/20 MILEAGE
892142	5/6/2009	JOHNSTONE SUPPLY	\$96.48	OPEN FOR HARDWARE
892143	5/6/2009	KIRK S. BRAINERD ARCHITECT	\$3,024.41	ARCHITECT SVCS/PORTABLES AT CORNELL & MARIN
892145	5/6/2009	WENDY (WEN JUN) MA	\$20.00	FINGERPRINT REIMB
892146	5/6/2009	TONANTZIN MARTINEZDEBORGFELDT	\$95.06	REIMB FOR CLASSROOM SUPPLIES
892147	5/6/2009	MECA CONSULTING INC	\$8,746.00	PRE-DEMOLITION SURVEY (POOL)
892148	5/6/2009	NEXTEL COMMUNICATIONS	\$403.04	03/23-04/22 SERVICE
892149	5/6/2009	OFFICE DEPOT	\$2,813.00	SUPPLIES
892150	5/6/2009	PARAMOUNT ELEVATOR CORPORATION	\$304.68	ELEVATOR SHUT DOWN/SERVICE CALL (CORNELL)
892151	5/6/2009	PASTIME ACE HARDWARE	\$1,590.67	04/09 HARDWARE (DIST)
892152	5/6/2009	PG&E	\$11,991.08	03/25-04/23 SERVICE
892153	5/6/2009	RADIOSHACK	\$19.92	VIDEO CABLE (CORNELL)
892154	5/6/2009	RICOH AMERICAS CORP.	\$212.15	36 MO LEASE AGREEMENT (ACC)
892155	5/6/2009	VICTORIA SEARS	\$40.00	REIMB FOR COOKING CLASS TRIP
892156	5/6/2009	SMITH-EMERY COMPANY	\$357.51	INSPECT & TEST/SOUND FENCE PROJECT
892157	5/6/2009	QUANTA RECEIVABLES LP-SUNESYS	\$2,804.15	DISTRICT-WIDE SOLUTION (TECH)
892158	5/6/2009	USPS-HASLER	\$2,000.00	POSTAGE (D.O.)
892159	5/6/2009	WAXIE SANITARY SUPPLY	\$993.41	SANITARY SUPPLIES
892160	5/6/2009	WILLIAMS SCOTSMAN, INC.	\$1,679.18	04/26-05/25 PORTABLE RENT (CORNELL & MARIN)
893274	5/1/2009	CALPERS - CALIFORNIA PUBLIC EMPLOYMENT DEVELOPMENT DEPT.	\$340,395.63	05/09 PREMIUM
893275	5/1/2009	EMPLOYMENT DEVELOPMENT DEPT.	\$25,962.30	03/31/09 UNEMPLOYMENT
893276	5/1/2009	PABLO E. SANCHEZ	\$1,500.00	CUT & TRIM GRASS
893502	5/1/12/09	A BETTER CHANCE SCHOOL	\$4,873.50	08/09 SPEECH & LANGUAGE SERVICES
893503	5/1/12/09	ALBANY TIRE SERVICE	\$48.20	SMOG CERT (MAINT)
893504	5/1/12/09	ARCO AMPM	\$707.39	04/09 GAS
893505	5/1/12/09	BEYOND THE CLASSROOM	\$2,604.00	08/09 AUDIOLOGY SERVICES
893506	5/1/12/09	BLIND BABIES FOUNDATION	\$553.50	VISUALLY IMPAIRED SERVICES
893507	5/1/12/09	CALIFORNIA SCHOOL BOARDS ASSN	\$9,039.00	09/10 CSBA MEMBERSHIP DUES
893508	5/1/12/09	CAPITAL PROGRAM MANAGEMENT INC	\$8,348.81	RENOVATION & SOUND FENCE PROJECT
893509	5/1/12/09	CASBO	\$295.00	REG FOR PUPIL ATTENDANCE ACCOUNTING WORKSHOP
893510	5/1/12/09	CHILDREN'S LEARNING CENTER	\$16,500.00	08/09 SPEECH, LANGUAGE & OTHER SERVICES
893511	5/1/12/09	CIT TECHNOLOGY FINANCING SERV	\$153.33	08/09 LEASE (SELPA)

MAY 2009 WARRANT LISTING

<u>Check #</u>	<u>Check Dt</u>	<u>Company Name</u>	<u>CHECK AMT</u>	<u>Description</u>
893512	5/11/2009	HSBC BUSINESS SOLUTIONS	\$538.99	FOOD & SUPPLIES (FOOD SERVICES)
893513	5/11/2009	SALLY DAVIS	\$73.30	REIMB FOR CLASSROOM SUPPLIES
893514	5/11/2009	DELL MARKETING L.P.	\$342.55	REPLACEMENT BULB (SELPA)
893515	5/11/2009	DEPARTMENT OF JUSTICE	\$262.00	04/09 FINGERPRINTS
893516	5/11/2009	DISCOUNT SCHOOL SUPPLY	\$145.09	CLASSROOM SUPPLIES (ACC)
893517	5/11/2009	DJ CO-OPS	\$675.00	FOOD (FOOD SERVICES)
893518	5/11/2009	BETH DUNN	\$155.22	REIMB FOR CLASSROOM SUPPLIES
893519	5/11/2009	EBMUD	\$724.76	02/27-04/28 SERVICE
893520	5/11/2009	RITA ELEGANT	\$32.10	REIMB FOR COLORED MARKERS
893521	5/11/2009	FALTZ ASSOCIATES INC.	\$300.00	08/09 SPEECH & LANGUAGE SERVICES
893522	5/11/2009	KERN COUNTY SUPT. OF SCHOOLS	\$4,891.64	FCMAT STUDY AGREEMENT (DIST, TECH)
893523	5/11/2009	G.I.A. PUBLICATIONS	\$623.45	MUSIC (AHS)
893524	5/11/2009	GOLD STAR FOODS	\$25.00	FOOD (FOOD SERVICES)
893525	5/11/2009	HANDWRITING WITHOUT TEARS	\$2,056.50	WORKBOOKS, PAPER, NOTEBOOKS (MARIN)
893526	5/11/2009	HOME DEPOT CREDIT SERVICES	\$1,069.84	HARDWARE (MAINT)
893527	5/11/2009	HOME DEPOT SUPPLY	\$628.52	BALLASTS & BULBS (MAINT)
893528	5/11/2009	HELEN JIANG	\$11.00	REIMB FOR PARKING/SAFETY FOOD SERVICE TEST
893529	5/11/2009	KING CONSTRUCTION INSPECTION,	\$9,800.00	INPECTION SERVICES/SOUND FENCE PROJECT
893530	5/11/2009	TITIA MARTIN-NAGEL	\$405.00	MUSIC THERAPY SERVICES (AHS)
893531	5/11/2009	HELEN C MILLER	\$3,442.50	08/09 ASSISTIVE TECHNOLOGY SERVICES
893532	5/11/2009	SEAN MORRIS	\$50.00	REIMB FOR GOOGLE DEVELOPER CONF
893533	5/11/2009	NASCO MODESTO	\$278.39	SCI MATERIALS (AHS)
893534	5/11/2009	SUZANNE NELSON	\$557.64	REIMB FOR SELPA CONF EXPENSES
893535	5/11/2009	NEOPOST LEASING	\$99.96	POSTAGE MACHINE (AMS)
893536	5/11/2009	OFFICE DEPOT	\$2,313.96	SUPPLIES
893537	5/11/2009	PARTNERSHIP FOR AUGMENTIVE	\$3,942.50	08/09 AUGMENTIVE & ASSISTIVE TECH SERVICES
893538	5/11/2009	PRUDENTIAL OVERALL SUPPLY	\$160.10	UNIFORM SERVICE
893539	5/11/2009	RICOH AMERICAS CORP.	\$8,619.75	36 MO LEASE AGREEMENT (DIST)
893540	5/11/2009	ALEXIA RITCHIE	\$510.33	REIMB FOR CLASSROOM SUPPLIES
893541	5/11/2009	PABLO E. SANCHEZ	\$1,500.00	CUT & TRIM GRASS
893542	5/11/2009	AT&T	\$243.31	04/28-05/27 SERVICE
893543	5/11/2009	MARTHA SCHULTZ	\$48.70	REIMB FOR REFRESHMENTS & PARKING/SELPA
893544	5/11/2009	SELK COMMUNICATIONS	\$1,323.00	PUBLIC RELATIONS & WEBSITE EVALUATION
893545	5/11/2009	PETER SMITH	\$429.19	REIMB FOR CLASSROOM SUPPLIES
893546	5/11/2009	SMITH-EMERY COMPANY	\$191.76	INSPECT & TEST/SOUND FENCE PROJECT
893547	5/11/2009	SPURR	\$9,520.79	04/09 GAS



MAY 2009 WARRANT LISTING

<u>Check #</u>	<u>Check Dt</u>	<u>Company Name</u>	<u>CHECK AMT</u>	<u>Description</u>
893548	5/1/12/009	STAR ELEVATOR INC-ATLAS	\$291.86	08/09 SERVICE (AHS)
893549	5/1/12/009	RENEE THERIAULT	\$89.89	REIMB FOR CLASSROOM SUPPLIES
893550	5/1/12/009	TOSHIBA BUSINESS SOLUTIONS CA	\$99.18	COPIES FROM 03/02 TO 04/01
893551	5/1/12/009	TOSHIBA FINANCIAL SERVICES	\$5,238.21	08/09 EQUIP LEASE (DIST)
893552	5/1/12/009	MAXIE SANITARY SUPPLY	\$308.16	SANITARY SUPPLIES
893955	5/1/4/2009	ACSAS FOUNDATION FOR	\$1,668.00	09/10 MEMBERSHIP DUES
893956	5/1/4/2009	ALAMEDA COUNTY OFFICE OF ED	\$65.00	05/28 CELDT TRAINING/MISHORK
893957	5/1/4/2009	ALAMEDA UNIFIED SCHOOL DIST.	\$23,128.00	08/09 3RD QTR: PRESCHOOL LOCAL (SELPA)
893958	5/1/4/2009	AMERICAN PRINTING HOUSE FOR	\$137.00	GRAPHIC AID FOR MATHEMATICS (SPECIAL SERVICES)
893959	5/1/4/2009	ARROWHEAD MOUNTAIN SPRING	\$178.54	04/07-05/06 WATER (MARIN)
893960	5/1/4/2009	AMERICAN TELESOURCE, INC.	\$200.00	SERVICE CALL FOR PHONE SYSTEMS (AMS)
893961	5/1/4/2009	AUGMENTATIVE COMM. & TECH.SERVICE	\$220.00	08/09 ASSISTIVE TECH ASSESSMENT SERVICES
893962	5/1/4/2009	BAY SHRED	\$40.00	SHREDDING (SELPA)
893963	5/1/4/2009	BEHAVIORAL INTERVENTION	\$4,761.50	08/09 BEHAVIOR INTERVENTION SERVICES
893964	5/1/4/2009	BERKELEY UNIFIED SCHOOL DIST.	\$18,100.00	08/09 3RD QTR: PRESCHOOL LOCAL (SELPA)
893965	5/1/4/2009	KAREN BONINI	\$146.32	REIMB FOR CLASSROOM SUPPLIES
893966	5/1/4/2009	LUCY BRYNDZA	\$32.18	REIMB FOR CLASSROOM SUPPLIES
893967	5/1/4/2009	PATRICIA CARDENAS	\$43.00	FINGERPRINT REIMB
893968	5/1/4/2009	CENTER FOR EARLY INT. ON	\$3,353.50	08/09 SPECIALIZED INSTRUCTION SERVICES
893969	5/1/4/2009	D & S TYPESETTING	\$650.00	09 SUMMER TYPESETTING (AAS)
893970	5/1/4/2009	ROCHELLE DONOVAN	\$57.69	REIMB FOR CLASSROOM SUPPLIES
893971	5/1/4/2009	PEDIATRIC CONTRACTING SERVICES	\$83.00	08/09 OCCUPATIONAL/PHYSICAL THERAPY
893972	5/1/4/2009	EMERY UNIFIED SCHOOL DISTRICT	\$335.00	08/09 3RD QTR: PRESCHOOL LOCAL (SELPA)
893973	5/1/4/2009	Employment Development Dept	\$1,184.15	LEC 01/01/09-03/31/09
893974	5/1/4/2009	EUNICE GOURMET	\$70.00	DIRECTOR'S LUNCH 04/22/09 (SELPA)
893975	5/1/4/2009	GOLD STAR FOODS	\$35.00	FOOD (FOOD SERVICES)
893976	5/1/4/2009	ABIGAIL HAYNES	\$89.40	REIMB FOR COLONIAL DAY SUPPLIES
893977	5/1/4/2009	CLELL HOFFMAN	\$150.22	02/06-05/06 MILEAGE REIMB
893978	5/1/4/2009	HOME DEPOT CREDIT SERVICES	\$424.63	HARDWARE/CARETAKER PAD
893979	5/1/4/2009	JO ANN HOWLEY	\$54.05	REIMB FOR SUPPLIES
893980	5/1/4/2009	J.W. PEPPER & SON INC	\$2,383.34	OPEN/INSTRUMENTAL SHEET MUSIC
893981	5/1/4/2009	JOHNSTONE SUPPLY	\$133.08	OPEN FOR HARDWARE
893982	5/1/4/2009	CATHERINE LAWRENCE	\$244.20	REIMB FOR CLASSROOM SUPPLIES
893983	5/1/4/2009	MICHAEL'S TRANSPORTATION SRV	\$3,763.34	CAMP ARROYO TRANS (AMS)
893984	5/1/4/2009	TOM MURPHY	\$595.93	REIMB FOR MAINT MATERIALS/HARDWARE
893985	5/1/4/2009	MEG NIXON	\$97.18	REIMB FOR CLASSROOM MATERIALS

MAY 2009 WARRANT LISTING

<u>Check #</u>	<u>Check Dt</u>	<u>Company Name</u>	<u>CHECK AMT</u>	<u>Description</u>
893986	5/14/2009	NORTHBRAE COMMUNITY CHURCH	\$180.00	03/26-06/18 RENTAL FEE (AAS)
893987	5/14/2009	OFFICE DEPOT	\$384.19	SUPPLIES
893988	5/14/2009	PG&E	\$7,343.69	04/07-05/06 SERVICE
893989	5/14/2009	PIEDMONT UNIFIED SCHOOL DIST	\$2,011.00	08/09 3RD QTR: PRESCHOOL LOCAL (SELPA)
893990	5/14/2009	FIA CARD SERVICES	\$360.00	AC TRANSIT STUDENT PASSES/PINOL (HARDEN)
893991	5/14/2009	FIA CARD SERVICES	\$1,767.61	DINNER, COFFEE, HOTEL/WASC (STEPHENSON)
893992	5/14/2009	FIA CARD SERVICES	\$1,469.12	MAINT MATERIALS (MURPHY)
893993	5/14/2009	FIA CARD SERVICES	\$567.64	FOOD & SUPPLIES (HOFFMAN)
893994	5/14/2009	ALENE SHIROMOTO	\$250.94	REIMB FOR LAKESHORE RUG
893995	5/14/2009	CAROLINE STANDLEY	\$62.40	REIMB FOR CLASSROOM MATERIALS
893996	5/14/2009	SYSCO FOOD SERVICES OF S.F. INC	\$2,936.64	FOOD & SUPPLIES
893997	5/14/2009	WAXIE SANITARY SUPPLY	\$344.79	SANITARY SUPPLIES
894037	5/14/2009	YMCA CAMP ARROYO	\$12,438.00	08/09 TRIPS (AMS)
903518	5/20/2009	AAPT	\$819.00	PHYSICS: CINEMA CLASSICS (AHS)
903519	5/20/2009	ACSA REGION VI	\$165.00	REG FOR LEADERSHIP BANQUET
903520	5/20/2009	ALBANY TIRE SERVICE	\$12.00	TIRE INSPECTION (SPECIAL SERVICES)
903521	5/20/2009	APPLE COMPUTER INC.	\$288.59	WIRELESS KEYBOARD & MOUSE (HORNADA)
903522	5/20/2009	ALBANY UNIFIED REVOLVING FUND	\$15.00	REIMB REVOLVING/RETURNED CK# 1502
903523	5/20/2009	SARA BACKOWSKI	\$102.31	REIMB FOR SCI MATERIALS
903524	5/20/2009	MONICA BARRY	\$15.65	REIMB FOR LESSON SUPPLIES
903525	5/20/2009	BERKELEY FARMS	\$1,993.96	DAIRY (ACC)
903526	5/20/2009	EDUCATIONAL TESTING SERVICE	\$450.00	SCORE STUDENT TEST
903527	5/20/2009	CLEAN DRAPES ON SITE	\$156.00	CLEAN DRAPES AT AHS
903528	5/20/2009	HSBC BUSINESS SOLUTIONS	\$100.56	FOOD & SUPPLIES (HOFFMAN)
903529	5/20/2009	CREST GOOD MFG. CO.	\$1,057.05	HARDWARE (MAINT)
903530	5/20/2009	KAREN DE HART	\$35.10	04/22/09 MILEAGE REIMB
903531	5/20/2009	DISCOVERY EDUCATION, INC.	\$274.98	DVDS FOR AHS LIBRARY
903532	5/20/2009	EBMUD	\$3,167.34	02/27-04/28 SERVICE
903533	5/20/2009	FEDEX	\$46.95	SHIPPING/BART TICKETS (PINOL)
903534	5/20/2009	FIRSTGROUP AMERICA	\$2,450.00	TRANSPORTATION (AHS)
903535	5/20/2009	FISHER SCIENTIFIC	\$673.59	SCI MATERIALS (AHS)
903536	5/20/2009	FLINN SCIENTIFIC	\$18.32	SCI MATERIALS (AHS)
903537	5/20/2009	MARINA GONZALEZ	\$66.17	REIMB FOR MILEAGE & LUNCH EXPENSES
903538	5/20/2009	PARENT	\$1,670.00	08/09 REIMB
903539	5/20/2009	HAPPY PRODUCE	\$1,319.60	PRODUCE (ACC)
903540	5/20/2009	TUYET HUYNH	\$26.50	04/16-05/15 MILEAGE REIMB

MAY 2009 WARRANT LISTING

<u>Check #</u>	<u>Check Dt</u>	<u>Company Name</u>	<u>CHECK AMT</u>	<u>Description</u>
903541	5/20/2009	IBC SALES CORP	\$768.81	FOOD (ACC)
903542	5/20/2009	J.W. PEPPER & SON INC	\$15.88	OPEN FOR SUPPLIES
903543	5/20/2009	HELEN JIANG	\$11.71	04/16-05/15 MILEAGE REIMB
903544	5/20/2009	BETSY KAYE	\$845.00	08/09 VISUALLY IMPAIRED SERVICES
903545	5/20/2009	THE KEY SHACK LOCKSMITH	\$4.02	PARTS (MAINT)
903546	5/20/2009	CYNTHIA MAH	\$1,529.78	REIMB FOR GARDEN EXPENSES (MARIN)
903547	5/20/2009	ALISON MAKELA	\$205.63	REIMB FOR CLASSROOM SUPPLIES
903548	5/20/2009	SUZANNE NELSON	\$254.31	REIMB FOR SELPA CONF EXPENSES
903549	5/20/2009	NEOPOST LEASING	\$109.96	POSTAGE MACHINE (AMS)
903550	5/20/2009	JANET NICHOLS	\$46.27	REIMB FOR ENVELOPES
903551	5/20/2009	MELINDA NIEDERBRACH	\$14.04	04/20-05/11 MILEAGE REIMB
903552	5/20/2009	LISA NORMAN	\$961.67	REIMB FOR ART MATERIALS
903553	5/20/2009	OFFICE DEPOT	\$1,704.90	SUPPLIES
903554	5/20/2009	PAWAR TRANSPORTATION LLC	\$350.00	08/09 TRANSPORTATION SERVICES
903555	5/20/2009	DIANE PETERSON	\$43.30	REIMB FOR OFFICE DEPOT
903556	5/20/2009	PRUDENTIAL OVERALL SUPPLY	\$160.10	UNIFORM SERVICE
903557	5/20/2009	AT&T	\$263.13	05/07-06/06 SERVICE
903558	5/20/2009	MARTHA SCHULTZ	\$61.00	04/02-04/30 MILEAGE REIMB
903559	5/20/2009	PETER SMITH	\$97.80	REIMB FOR CLASSROOM SUPPLIES
903560	5/20/2009	STARFISH THERAPIES	\$682.50	08/09 PHYSICAL THERAPY SERVICES
903561	5/20/2009	SYSCO FOOD SERVICES OF S.F. INC	\$861.20	FOOD & SUPPLIES
903562	5/20/2009	THE SOCCER POST	\$1,053.79	BALLS (AHS)
903563	5/20/2009	TURNER CONSTRUCTION COMPANY	\$13,645.00	CONST MGR/COUGAR FIELD (FINAL PAYMENT)
903564	5/20/2009	BRIGHT TUXEN	\$69.20	REIMB FOR CLASSROOM SUPPLIES
903565	5/20/2009	VERNIER SOFTWARE & TECHNOLOGY	\$5,557.20	SCI MATERIALS (AHS)
903566	5/20/2009	MARCELLA WASSON	\$230.00	REFUND/CAMP ARROYO
903567	5/20/2009	WAXIE SANITARY SUPPLY	\$2,376.79	SANITARY SUPPLIES
904174	5/21/2009	BAY ALARM	\$575.95	08/09 MONITOR FIRE ALARM
904175	5/21/2009	LINDA BISHOP	\$34.00	REIMB FOR WATERCOLOR PAPER
904176	5/21/2009	BLUE SKY SPORTS	\$126.21	LAMP TROPHYS (AHS)
904180	5/21/2009	CITY OF ALBANY	\$4,858.17	08/09 RESOURCE OFFICER PROGRAM (AHS)
904181	5/21/2009	COMTEL SERVICE COMPANY	\$337.50	CHANGE BELL SCHEDULE (MARIN)
904182	5/21/2009	HSBC BUSINESS SOLUTIONS	\$54.29	SUPPLIES (HOFFMAN)
904187	5/21/2009	HONG FORREST	\$42.12	03/16-05/05 MILEAGE REIMB
904194	5/21/2009	HOME DEPOT CREDIT SERVICES	\$610.92	HARDWARE (MAINT)
904195	5/21/2009	HOME DEPOT SUPPLY	\$590.46	ENTRY LOCKS (MAINT)

MAY 2009 WARRANT LISTING

<u>Check #</u>	<u>Check Dt</u>	<u>Company Name</u>	<u>CHECK AMT</u>	<u>Description</u>
904198	5/21/2009	SHANNA JAY	\$243.81	REIMB FOR CLASSROOM SUPPLIES
904199	5/21/2009	EDITH JOHNSON	\$282.24	REIMB FOR CLASS CARPET
904201	5/21/2009	JOHNSTONE SUPPLY	\$158.15	OPEN FOR HARDWARE
904202	5/21/2009	DOUG KAGAWA	\$17.54	REIMB FOR 2 WALL CLOCKS
904203	5/21/2009	CHRISTOPHER KAJIWARA	\$23.67	04/23-05/12 MILEAGE REIMB
904205	5/21/2009	THE KEY SHACK LOCKSMITH	\$18.30	KEYS MADE
904211	5/21/2009	LPA, INC.	\$18,000.00	POOL BUILDING PROJECT
904219	5/21/2009	SEAN OWENS	\$42.30	09/15/08-05/14/09 MILEAGE REIMB
904220	5/21/2009	PARAMOUNT ELEVATOR CORPORATION	\$90.00	08/09 ELEVATOR SERVICE (CORNELL)
904221	5/21/2009	PRUDENTIAL OVERALL SUPPLY	\$197.93	UNIFORM SERVICE
904224	5/21/2009	AT&T	\$178.20	05/11-06/10 SERVICE
904225	5/21/2009	DEREK SCHAUFFLER	\$106.80	REIMB FOR ART SUPPLIES
904228	5/21/2009	SMITH-EMERY COMPANY	\$1,973.57	INSPECT & TEST/SOUND FENCE PROJECT
904229	5/21/2009	MARE STATON	\$39.51	REIMB FOR COMPUTER LOCKS IN LIBRARY
904230	5/21/2009	SUSAN STEVENSON	\$245.61	REIMB FOR SUPPLIES
904233	5/21/2009	WAXIE SANITARY SUPPLY	\$2,051.72	SANITARY SUPPLIES
904234	5/21/2009	ELAINE WONG	\$185.67	REIMB FOR SCI RIBBONS
904172	5/21/2009	RETIREE	\$459.57	06/09 CALPERS/REIMB
904173	5/21/2009	RETIREE	\$459.57	06/09 CALPERS/REIMB
904177	5/21/2009	RETIREE	\$407.30	06/09 CALPERS/REIMB
904178	5/21/2009	RETIREE	\$801.01	06/09 CALPERS/REIMB
904179	5/21/2009	RETIREE	\$459.57	06/09 CALPERS/REIMB
904183	5/21/2009	RETIREE	\$687.46	06/09 CALPERS/REIMB
904184	5/21/2009	RETIREE	\$687.46	06/09 CALPERS/REIMB
904185	5/21/2009	RETIREE	\$1,020.14	06/09 CALPERS/REIMB
904186	5/21/2009	RETIREE	\$915.60	06/09 CALPERS/REIMB
904188	5/21/2009	RETIREE	\$240.44	05/09 CALPERS/REIMB
904189	5/21/2009	RETIREE	\$240.44	06/09 CALPERS/REIMB
904190	5/21/2009	RETIREE	\$125.00	06/09 CNL
904191	5/21/2009	RETIREE	\$407.30	06/09 CALPERS/REIMB
904192	5/21/2009	RETIREE	\$1,020.14	06/09 CALPERS/REIMB
904193	5/21/2009	RETIREE	\$1,020.14	06/09 CALPERS/REIMB
904196	5/21/2009	RETIREE	\$801.01	06/09 CALPERS/REIMB
904197	5/21/2009	RETIREE	\$915.60	06/09 CALPERS/REIMB
904200	5/21/2009	RETIREE	\$1,020.14	06/09 CALPERS/REIMB
904204	5/21/2009	RETIREE	\$863.96	06/09 CALPERS/REIMB

MAY 2009 WARRANT LISTING

<u>Check #</u>	<u>Check Dt</u>	<u>Company Name</u>	<u>CHECK AMT</u>	<u>Description</u>
904206	5/21/2009	RETIREE	\$915.60	06/09 CALPERS/REIMB
904207	5/21/2009	RETIREE	\$303.60	06/09 CALPERS/REIMB
904208	5/21/2009	RETIREE	\$801.01	06/09 CALPERS/REIMB
904209	5/21/2009	RETIREE	\$687.46	06/09 CALPERS/REIMB
904210	5/21/2009	RETIREE	\$407.30	06/09 CALPERS/REIMB
904212	5/21/2009	RETIREE	\$407.30	06/09 CALPERS/REIMB
904213	5/21/2009	RETIREE	\$687.46	06/09 CALPERS/REIMB
904214	5/21/2009	RETIREE	\$915.60	06/09 CALPERS/REIMB
904215	5/21/2009	RETIREE	\$459.57	06/09 CALPERS/REIMB
904216	5/21/2009	RETIREE	\$915.60	06/09 CALPERS/REIMB
904217	5/21/2009	RETIREE	\$949.94	06/09 CALPERS/REIMB
904218	5/21/2009	RETIREE	\$1,020.14	06/09 CALPERS/REIMB
904222	5/21/2009	RETIREE	\$459.57	06/09 CALPERS/REIMB
904223	5/21/2009	RETIREE	\$407.30	06/09 CALPERS/REIMB
904226	5/21/2009	RETIREE	\$1,020.14	06/09 CALPERS/REIMB
904227	5/21/2009	RETIREE	\$407.30	06/09 CALPERS/REIMB
904231	5/21/2009	RETIREE	\$459.57	05/09 CALPERS/REIMB
904232	5/21/2009	RETIREE	\$949.94	06/09 CALPERS/REIMB
904235	5/21/2009	RETIREE	\$1,020.14	06/09 CALPERS/REIMB
904236	5/21/2009	RETIREE	\$915.60	06/09 CALPERS/REIMB
892144	5/6/2009	RETIREE	\$915.60	05/09 CALPERS/REIMB
904049	5/21/2009	1st United Services Credit Un.	\$2,217.90	Payroll on 5/21/09
904050	5/21/2009	ACSAS FOUNDATION FOR	\$310.01	Payroll on 5/21/09
904051	5/21/2009	ACSAS FOUNDATION FOR	\$360.25	Payroll on 5/21/09
904052	5/21/2009	ALAMEDA COUNTY SCHOOLS INS	\$6,133.01	Payroll on 5/21/09
904053	5/21/2009	Alameda Cnty Schools Insurance	\$1,359.66	Payroll on 5/21/09
904054	5/21/2009	AIG RETIREMENT ADVISORS INC.	\$2,850.00	Payroll on 5/21/09
904055	5/21/2009	AIG RETIREMENT ADVISORS INC.	\$250.00	Payroll on 5/21/09
904056	5/21/2009	ALBANY EDUCATION FOUNDATION	\$17.00	Payroll on 5/21/09
904057	5/21/2009	American Family Life	\$12.94	Payroll on 5/21/09
904058	5/21/2009	American Fidelity Assurance Co	\$1,930.00	Payroll on 5/21/09
904059	5/21/2009	AMERICAN FIDELITY ASSURANCE	\$3,814.54	Payroll on 5/21/09
904060	5/21/2009	AMERICAN FIDELITY ASSURANCE CO	\$438.84	Payroll on 5/21/09
904061	5/21/2009	AMERICAN FIDELITY ASSURANCE CO	\$552.13	Payroll on 5/21/09

MAY 2009 WARRANT LISTING

<u>Check #</u>	<u>Check Dt</u>	<u>Company Name</u>	<u>CHECK AMT</u>	<u>Description</u>
904062	5/21/2009	AMERICAN FUNDS SERVICE	\$2,510.00	Payroll on 5/21/09
904063	5/21/2009	American Fidelity Assurance	\$4,430.00	Payroll on 5/21/09
904064	5/21/2009	American Fidelity Assurance	\$278.00	Payroll on 5/21/09
904065	5/21/2009	American Fidelity Assurance	\$4,508.66	Payroll on 5/21/09
904066	5/21/2009	American General Annuity	\$120.00	Payroll on 5/21/09
904067	5/21/2009	ING Northern Annuity	\$5,163.82	Payroll on 5/21/09
904068	5/21/2009	Albany Unified School District	\$1,026,579.58	Payroll on 5/21/09
904069	5/21/2009	Albany Unified School District	\$26,426.01	Payroll on 5/21/09
904070	5/21/2009	Albany Unified School District	\$56,432.03	Payroll on 5/21/09
904071	5/21/2009	Albany Unified School District	\$16,519.51	Payroll on 5/21/09
904072	5/21/2009	Albany Unified School District	\$125.33	Payroll on 5/21/09
904073	5/21/2009	ALBANY UNIFIED SCHOOL DISTRICT	\$67,221.68	Payroll on 5/21/09
904074	5/21/2009	ALBANY UNIFIED SCHOOL DISTRICT	\$211,632.39	Payroll on 5/21/09
904075	5/21/2009	ALBANY UNIFIED SCHOOL DISTRICT	\$59,817.56	Payroll on 5/21/09
904076	5/21/2009	ALBANY UNIFIED SCHOOL DISTRICT	\$66,922.00	Payroll on 5/21/09
904077	5/21/2009	ALBANY UNIFIED REVOLVING FUND	\$100.00	Payroll on 5/21/09
904078	5/21/2009	CALIFORNIA STATE	\$625.00	Payroll on 5/21/09
904079	5/21/2009	CALIF STATE TEACHER RET SYSTEM	\$8,032.01	Payroll on 5/21/09
904080	5/21/2009	Calif. State Empl. Credit Union	\$400.00	Payroll on 5/21/09
904081	5/21/2009	CALIFORNIA STATE DISBSMT UNIT	\$387.94	Payroll on 5/21/09
904082	5/21/2009	CALPERS - CALIFORNIA PUBLIC	\$14,646.85	Payroll on 5/21/09
904083	5/21/2009	CONSECO INSURANCE COMPANY	\$200.00	Payroll on 5/21/09
904084	5/21/2009	CONSECO INSURANCE COMPANY	\$400.00	Payroll on 5/21/09
904085	5/21/2009	CSEA Dues	\$3,821.55	Payroll on 5/21/09
904086	5/21/2009	CSEA VICTORY CLUB	\$45.00	Payroll on 5/21/09
904087	5/21/2009	CTA Dues	\$21,561.32	Payroll on 5/21/09
904088	5/21/2009	CTA	\$10.00	Payroll on 5/21/09
904089	5/21/2009	EDFUND	\$483.85	Payroll on 5/21/09
904090	5/21/2009	Equitable Life Assurance Co.	\$1,005.00	Payroll on 5/21/09
904091	5/21/2009	FIDELITY INVESTMENTS	\$300.00	Payroll on 5/21/09
904092	5/21/2009	State Of California	\$284.05	Payroll on 5/21/09
904093	5/21/2009	State Of California	\$716.20	Payroll on 5/21/09
904094	5/21/2009	FRANKLIN TEMPLETON BANK & TRUST	\$1,100.00	Payroll on 5/21/09
904095	5/21/2009	GALIC DISBURSING COMPANY	\$9,005.00	Payroll on 5/21/09
904096	5/21/2009	GALIC DISBURSING COMPANY	\$212.00	Payroll on 5/21/09
904097	5/21/2009	GALIC DISBURSING COMPANY	\$5,968.60	Payroll on 5/21/09

MAY 2009 WARRANT LISTING

<u>Check #</u>	<u>Check Dt</u>	<u>Company Name</u>	<u>CHECK AMT</u>	<u>Description</u>
904098	5/21/2009	GALIC DISBURSING COMPANY	\$275.00	Payroll on 5/21/09
904099	5/21/2009	GALIC DISBURSING COMPANY	\$250.00	Payroll on 5/21/09
904100	5/21/2009	GALIC DISBURSING COMPANY	\$4,750.00	Payroll on 5/21/09
904101	5/21/2009	HORACE MANN LIFE INS. CO	\$1,000.00	Payroll on 5/21/09
904102	5/21/2009	IDS Financial Services INS	\$300.00	Payroll on 5/21/09
904103	5/21/2009	Fresno Internal Revenue Serv.	\$438.36	Payroll on 5/21/09
904104	5/21/2009	Jackson National Life Ins Co	\$1,044.00	Payroll on 5/21/09
904105	5/21/2009	KEENAN & ASSOCIATES	\$3.00	Payroll on 5/21/09
904106	5/21/2009	PRUDENTIAL/KEENAN	\$182.68	Payroll on 5/21/09
904107	5/21/2009	PRUDENTIAL/KEENAN	\$1,626.44	Payroll on 5/21/09
904108	5/21/2009	PRUDENTIAL/KEENAN	\$448.30	Payroll on 5/21/09
904109	5/21/2009	Life Insurance Co of SouthWest	\$3,410.00	Payroll on 5/21/09
904110	5/21/2009	METLIFE RESOURCES 403B CO	\$11,587.50	Payroll on 5/21/09
904111	5/21/2009	National Health Insurance Co.	\$550.00	Payroll on 5/21/09
904112	5/21/2009	NORTHERN LIFE INSURANCE CO	\$200.00	Payroll on 5/21/09
904113	5/21/2009	NORTHERN LIFE INSURANCE CO	\$400.00	Payroll on 5/21/09
904114	5/21/2009	OGDEN SERVICE CENTER	\$126.00	Payroll on 5/21/09
904115	5/21/2009	OPPENHEIMER FUND	\$2,569.00	Payroll on 5/21/09
904116	5/21/2009	Pacific Life Insurance Co	\$300.00	Payroll on 5/21/09
904117	5/21/2009	Provident central Credit Union	\$1,275.00	Payroll on 5/21/09
904118	5/21/2009	Provident central Credit Union	\$636.00	Payroll on 5/21/09
904119	5/21/2009	Puham Investors Services	\$4,550.00	Payroll on 5/21/09
904120	5/21/2009	Reliastar Life Ins. CO	\$3,460.00	Payroll on 5/21/09
904121	5/21/2009	The Security Benefit Group	\$300.00	Payroll on 5/21/09
904122	5/21/2009	PAT MORONES	\$1,820.92	Payroll on 5/21/09
904123	5/21/2009	SEIU LOCAL 1021 COPE DEDUCTION	\$29.00	Payroll on 5/21/09
904124	5/21/2009	SOCIAL SECURITY ADMINISTRATION	\$254.74	Payroll on 5/21/09
904125	5/21/2009	STANDARD INSURANCE COMPANY	\$37.23	Payroll on 5/21/09
904126	5/21/2009	STANDARD INSURANCE COMPANY	\$46.57	Payroll on 5/21/09
904127	5/21/2009	STANDARD INSURANCE COMPANY	\$2,433.45	Payroll on 5/21/09
904128	5/21/2009	STANDARD INSURANCE COMPANY	\$22.97	Payroll on 5/21/09
904129	5/21/2009	STATE OF CALIFORNIA	\$937.53	Payroll on 5/21/09
904130	5/21/2009	STATE OF CALIFORNIA	\$930.16	Payroll on 5/21/09
904131	5/21/2009	STATE OF CALIFORNIA	\$261.22	Payroll on 5/21/09
904132	5/21/2009	STATE OF CALIFORNIA	\$228.26	Payroll on 5/21/09
904133	5/21/2009	TAX DEFERRED SERVICES 457PLAN	\$21,170.00	Payroll on 5/21/09

MAY 2009 WARRANT LISTING

<u>Check #</u>	<u>Check Dt</u>	<u>Company Name</u>	<u>CHECK AMT</u>	<u>Description</u>
904134	5/21/2009	TAX DEFERRED SERVICES 457PLAN	\$1,400.00	Payroll on 5/21/09
904135	5/21/2009	Thomas E. Mesitraker	\$11.25	Payroll on 5/21/09
904136	5/21/2009	TIAA-CREF	\$260.00	Payroll on 5/21/09
904137	5/21/2009	TRANSAMERICA	\$385.00	Payroll on 5/21/09
904138	5/21/2009	United Way	\$10.00	Payroll on 5/21/09
904139	5/21/2009	Vanguard Fiduciary Trust Co	\$7,790.00	Payroll on 5/21/09
904140	5/21/2009	VAR ANN LF	\$5,445.00	Payroll on 5/21/09
			<b>\$2,620,314.11</b>	<b>TOTAL</b>

FUND SUMMARY

<u>FUND DESCRIPTION</u>	<u>AMOUNT</u>
010- GENERAL FUND	\$2,418,205.08
110- ADULT EDUCATION FUND	\$29,353.81
120- CHILD DEVELOPMENT FUND	\$68,370.18
130- CAFETERIA FUND	\$36,657.37
210- BUILDING FUND PRIMARY	\$65,566.35
250- CAPITAL FACILITIES FUND	\$2,161.32
	<b>\$2,620,314.11</b>
	<b>TOTAL</b>



*need Brd  
back up?*

**Doris Betz**

---

**From:** rmusfca@comcast.net  
**Sent:** Friday, May 29, 2009 11:27 AM  
**To:** Betz, Doris  
**Cc:** Berger, Nick  
**Subject:** Music Therapy

Date: May 28, 2009

To: Albany USD Board of Education

From: Richard Uhsmann  
Albany High School Special Day Class Teacher

I writing to request approval to reimburse Ms. Titia Martin-Nagle for an additional \$100.00 over and above her current contract with AUSD. When the original contract was signed we had received a total of \$1150.00 to provide music therapy services to three of my Special Day Class students. This dollar amount was then written into the contract. I then received an additional \$100 to put toward this valuable service during the board process of formalizing the contract. I am asking for Board approval to amend the dollar amount of this contract from \$1150.00 to \$1250.00 so that we may fully reimburse Ms. Martin-Nagle for her services.

Please do not hesitate to contact me directly at 415-516-0336 if you have any questions. Thank you for your time and attention to this matter.



DONALD R. WHITE  
TREASURER - TAX COLLECTOR

Agenda \_\_\_\_\_ June 2, 2009

T R E A S U R E R - T A X C O L L E C T O R

May 20, 2009

**RECEIVED**  
**JUN - 3 2009**  
BUSINESS &  
ADVISORY SERVICES

Alameda County Board of Supervisors  
County of Alameda  
1221 Oak Street, 5th Floor  
Oakland, CA 94612

Dear Board Members:

**RE: Investment Report – April 2009**

In accordance with the Treasurer's investment policy, submitted herewith is a report of the cash pool investments for the month of April 2009. Enclosed with this report is a copy of the Investment Status Report as of April 30, 2009 which presents the detail of all outstanding pool investments listed by securities category. The report reflects par values and cost of purchase. All investments in the Treasurer's investment portfolio conform to the statutory requirements of Government Code Section 53601 et. seq., authorities delegated by the County Board of Supervisors and the Treasurer's investment policy.

On April 30, 2009 the Treasurer's cash and pool investments total was \$3,401,891,491 with an average daily balance of \$3,354,773,396. Total interest received during the month was \$4,635,878, an annual cash basis rate of 1.68%.

Total securities purchased in April was \$888,967,210 in the following maturity ranges:

3-month maturity	\$ 15,000,000
6-month maturity	\$127,935,303
Over 6 month maturity	\$746,031,907
Total securities matured in April was	\$602,454,420
Total securities sold in April was	\$224,007,521
Total securities called by issuers in April	\$ 65,000,000
Net money market funds purchase in April was	\$222,000,000

For Board of Supervisors

Page 2


For your review, details of daily investment transactions during the month of April 2009 were on file with this report in the Office of the Clerk of the Board of Supervisors.

As of April 30, 2009, liquidity summary of the portfolio was as follows:

# of Days	Amount	% Held
1 - 90	\$1,236,813,800	36.36%
91 - 180	234,419,519	6.89%
180- 365	1,078,149,105	31.69%
365- over	<u>852,509,067</u>	<u>25.06%</u>
Total	<u>\$3,401,891,491</u>	<u>100.00%</u>

On April 30, 2009, the average maturity of the portfolio was 10.5 months (315 days). The portfolio is allowed by policy to maintain an average maturity of 24 months. However, in order to maintain high liquidity, the Treasurer keeps this average near the 12-month range. The Treasurer expects to meet all operating cash needs within the next six months from the portfolio's most liquid assets and current revenues.

Very truly yours,



Donald R. White  
Treasurer-Tax Collector

Attachment I  
Attachment I A  
Attachment I B

cc: Patrick O'Connell, Auditor-Controller  
Susan Muranishi, County Administrator  
School District Participants  
Special District Participants  
Treasury Oversight Committee

**ALAMEDA COUNTY  
TREASURER'S OFFICE  
COMPOSITION OF TREASURER'S CASH POOL  
April 30, 2009**


The following summarizes the profile of the investment portfolio by category as of April 30, 2009 (see Attachment 1A for graphic illustration of Treasurer's investments by category):

	Book Value Cost	% Held	% Allowed by Sec 53601
LAIF	\$40,000,000	1.18%	N.A.
Collateralized Time Deposits	214,198,000	6.30%	no limit
Money Market Funds	695,000,000	20.43%	20%
Federal Agency Notes & Bonds	885,330,120	26.02%	no limit
Federal Agency Discount Notes	1,205,007,484	35.42%	no limit
Medium term Notes	39,771,421	1.17%	30%
Treasury Securities	302,543,450	8.89%	no limit
Total Investments	\$3,381,850,475	99.41%	
Cash in Bank and on Hand	20,041,016	0.59%	
<b>Total Treasurer's Pool</b>	<b>\$3,401,891,491</b>	<b>100.00%</b>	

**Footnotes:**


Of the total cash and investment holdings listed above \$1,236,813,800 or 36.36% consisted of cash and investments maturing within three months of this report. See Attachment IB for full graphic illustration of Treasurer's investment by maturity.

# Summary of Treasurer's Investment Pool By Major Category April 30, 2009



■ LAIF	■ Bankers Acceptance	□ TimeDeposit	□ Negotiable CD	■ Corporates
■ Money Market	■ FED Coupons	■ FED Discount Notes	■ US Treas Bills	■ US Treas Notes
				■ Cash

### Summary of Treasurer's Investments By Maturity April 30, 2009



**Alameda County  
Portfolio Management  
Portfolio Summary  
April 30, 2009**

Investments	Par Value	Book Value (Cost)	% of Portfolio	Days to Maturity	YTM 360 Equiv	YTM 365 Equiv
Certificate of Deposit - Bank	214,198,000.00	214,198,000.00	6.33%	166	2.01%	2.04%
Federal Agency Issues-Coupon	885,338,000.00	885,330,120.47	26.18%	722	2.49%	2.52%
Federal Agencies Issues-Discr	1,211,000,000.00	1,205,007,483.72	35.63%	167	0.69%	0.70%
Local Agency Investment Fund	40,000,000.00	40,000,000.00	1.18%	1	1.84%	1.87%
Medium Term Notes	40,000,000.00	39,771,420.69	1.18%	465	4.62%	4.69%
Mutual Funds	695,000,000.00	695,000,000.00	20.55%	1	0.77%	0.78%
Treasury Securities-Coupon	250,000,000.00	252,593,099.80	7.47%	661	1.04%	1.05%
Treasury Securities-Discoun	50,000,000.00	49,950,350.00	1.48%	46	0.25%	0.25%
<b>Total Investments and Averages</b>	<b>\$3,385,536,000.00</b>	<b>\$3,381,850,474.68</b>	<b>100.00%</b>	<b>315</b>	<b>1.34%</b>	<b>1.36%</b>

**Alameda County Treasury  
Portfolio Management  
Investment Status Report - Investments  
April 30, 2009**

CUSIP	Investment #	Issuer	Par Value	Stated Rate	Maturity Date	Purchase Date	YTM 360	YTM 365	Payment Dates	Accrued Interest At Purchase	Current Purchase Principal	Book Value
<b>Certificates of Deposit - Bank</b>												
	10415	ALTA	1,500,000.00	2.000	08/19/2009	02/20/2009	2.000	2.028	Quarterly		1,500,000.00	1,500,000.00
	10419	ALTA	1,000,000.00	1.750	06/08/2009	03/10/2009	1.750	1.774	Final Pmt.		1,000,000.00	1,000,000.00
	10423	BAYCOM	98,000.00	1.500	10/14/2009	04/17/2009	1.500	1.521	Quarterly		98,000.00	98,000.00
	10404	CITIBK	10,000,000.00	2.100	05/11/2009	11/10/2008	2.100	2.129	Quarterly		10,000,000.00	10,000,000.00
	10410	CITIBK	15,000,000.00	1.350	01/14/2010	01/14/2009	1.350	1.369	Quarterly		15,000,000.00	15,000,000.00
	10406	COMBK	500,000.00	1.730	06/03/2009	12/05/2008	1.730	1.754	Quarterly		500,000.00	500,000.00
	10408	COMBK	500,000.00	1.730	06/15/2009	12/15/2008	1.730	1.754	Quarterly		500,000.00	500,000.00
	10416	INNOVA	100,000.00	2.000	03/02/2010	02/28/2009	2.000	2.028	Quarterly		100,000.00	100,000.00
	10417	SUMMIT	500,000.00	2.500	03/02/2010	03/02/2009	2.500	2.535	Quarterly		500,000.00	500,000.00
	10422	UB-LOC	5,000,000.00	1.030	04/21/2010	04/21/2009	1.030	1.044	Quarterly		5,000,000.00	5,000,000.00
	10405	UBOC	100,000,000.00	2.540	11/26/2008	12/01/2008	2.540	2.575	Quarterly		100,000,000.00	100,000,000.00
	10418	UBOC	20,000,000.00	1.470	09/08/2009	03/09/2009	1.470	1.490	Quarterly		20,000,000.00	20,000,000.00
	10407	UNITED	10,000,000.00	1.900	06/15/2009	12/16/2008	1.900	1.926	Quarterly		10,000,000.00	10,000,000.00
	10411	UNITED	15,000,000.00	1.750	07/15/2009	01/16/2009	1.750	1.774	Quarterly		15,000,000.00	15,000,000.00
	10420	UNITED	15,000,000.00	1.210	07/13/2009	04/14/2009	1.210	1.227	Final Pmt.		15,000,000.00	15,000,000.00
	10421	UNITED	20,000,000.00	1.440	10/12/2009	04/15/2009	1.440	1.460	Quarterly		20,000,000.00	20,000,000.00
		<b>Certificates of Deposit - Bank Totals</b>	<b>214,198,000.00</b>				<b>2.008</b>	<b>2.036</b>		<b>0.00</b>	<b>214,198,000.00</b>	<b>214,198,000.00</b>

CUSIP	Investment #	Issuer	Par Value	Stated Rate	Maturity Date	Purchase Date	YTM 360	YTM 365	Payment Dates	Accrued Interest At Purchase	Current Purchase Principal	Book Value
<b>Federal Agency Issues - Coupon</b>												
13063A3P7	32133	CARANS	9,000,000.00	5.500	06/22/2009	10/23/2008	4.207	4.265	06/22		9,072,540.00	9,072,540.00
31331SFX6	31583	FFCB	5,000,000.00	4.070	11/25/2009	11/26/2004	4.014	4.070	11/26		5,000,000.00	5,000,000.00
31331SFX6	31584	FFCB	5,000,000.00	4.070	11/25/2009	11/26/2004	4.014	4.070	11/26		5,000,000.00	5,000,000.00
31331YJ76	32045	FFCB	5,000,000.00	4.250	05/01/2013	05/01/2008	4.192	4.250	05/01		5,000,000.00	5,000,000.00
31331YJ76	32046	FFCB	10,000,000.00	4.250	05/01/2013	05/01/2008	4.192	4.250	05/01		10,000,000.00	10,000,000.00
31331YM49	32050	FFCB	5,000,000.00	3.625	05/06/2011	05/06/2008	3.575	3.625	05/06		5,000,000.00	5,000,000.00
31331YN63	32056	FFCB	5,000,000.00	3.800	05/15/2012	05/15/2008	3.748	3.800	05/15		5,000,000.00	5,000,000.00
31331YP61	32058	FFCB	5,000,000.00	4.100	05/15/2013	05/15/2008	4.082	4.139	05/15		4,991,250.00	4,991,250.00
31331YQ60	32061	FFCB	5,000,000.00	3.600	05/20/2011	05/20/2008	3.594	3.644	05/20		4,993,750.00	4,993,750.00
31331YS84	32063	FFCB	5,000,000.00	3.100	05/28/2010	05/28/2008	3.058	3.100	05/28		5,000,000.00	5,000,000.00
31331YS84	32064	FFCB	5,000,000.00	3.100	05/28/2010	05/28/2008	3.058	3.100	05/28		5,000,000.00	5,000,000.00
31331YS84	32065	FFCB	5,000,000.00	3.100	05/28/2010	05/28/2008	3.058	3.100	05/28		5,000,000.00	5,000,000.00
31331YW89	32072	FFCB	5,000,000.00	4.625	06/12/2013	06/12/2008	4.562	4.625	06/12		5,000,000.00	5,000,000.00
31331YW89	32073	FFCB	5,000,000.00	4.625	06/12/2013	06/12/2008	4.562	4.625	06/12		5,000,000.00	5,000,000.00
31331YY53	32074	FFCB	5,000,000.00	4.375	06/23/2011	06/23/2008	4.315	4.375	06/23		5,000,000.00	5,000,000.00
31331YY53	32075	FFCB	5,000,000.00	4.375	06/23/2011	06/23/2008	4.315	4.375	06/23		5,000,000.00	5,000,000.00

Portfolio ALCO  
CC

PM.(PRF\_PMS) SymRept.V5.01f



**Alameda County Treasury  
Portfolio Management  
Investment Status Report - Investments  
April 30, 2009**

CUSIP	Investment #	Issuer	Par Value	Stated Rate	Maturity Date	Purchase Date	YTM 360	YTM 365	Payment Dates	Accrued Interest At Purchase	Current Purchase Principal	Book Value
31331Y64	32077	FFCB	5,000,000.00	4.300	06/10/2013	06/30/2008	4.375	4.436	06/10	Received	4,970,000.00	4,970,000.00
31331Y2G4	32080	FFCB	5,000,000.00	4.850	07/01/2013	07/01/2008	4.784	4.850	07/01		5,000,000.00	5,000,000.00
31331Y2T5	32083	FFCB	10,000,000.00	4.100	07/07/2011	07/07/2008	4.044	4.100	07/07		10,000,000.00	10,000,000.00
31331T2T6	32084	FFCB	10,000,000.00	4.100	07/07/2011	07/07/2008	4.044	4.100	07/07		10,000,000.00	10,000,000.00
31331Y2T6	32085	FFCB	5,000,000.00	4.100	07/07/2011	07/07/2008	4.044	4.100	07/07		5,000,000.00	5,000,000.00
31331Y2T6	32086	FFCB	5,000,000.00	4.100	07/07/2011	07/07/2008	4.044	4.100	07/07		5,000,000.00	5,000,000.00
31331Y4G2	32101	FFCB	10,000,000.00	3.300	07/28/2010	07/28/2008	3.255	3.300	07/28		10,000,000.00	10,000,000.00
31331Y4Y3	32106	FFCB	5,000,000.00	5.000	07/30/2013	07/30/2008	4.932	5.000	07/30		5,000,000.00	5,000,000.00
31331GCE7	32115	FFCB	5,000,000.00	2.700	09/23/2009	09/23/2008	2.663	2.700	09/23		5,000,000.00	5,000,000.00
31331GCE7	32116	FFCB	10,000,000.00	2.700	09/23/2009	09/23/2008	2.663	2.700	09/23		10,000,000.00	10,000,000.00
31331GCHO	32117	FFCB	5,000,000.00	3.750	09/29/2011	09/29/2008	3.699	3.750	09/29		5,000,000.00	5,000,000.00
31331GCCJ6	32118	FFCB	10,000,000.00	3.200	09/29/2010	09/29/2008	3.156	3.200	09/29		10,000,000.00	10,000,000.00
31331GEW5	32146	FFCB	5,000,000.00	3.375	11/18/2011	11/18/2008	3.329	3.375	11/18		5,000,000.00	5,000,000.00
31331GEV9	32148	FFCB	5,000,000.00	2.875	11/19/2010	11/20/2008	2.874	2.914	11/20		4,996,250.00	4,996,250.00
31331GEV9	32149	FFCB	4,083,000.00	2.875	11/19/2010	11/20/2008	2.874	2.914	11/20		4,079,937.75	4,079,937.75
31331GFF1	32154	FFCB	20,000,000.00	1.750	12/01/2009	12/01/2008	1.726	1.750	12/01		20,000,000.00	20,000,000.00
31331GFF1	32155	FFCB	10,000,000.00	1.750	12/01/2009	12/01/2008	1.726	1.750	12/01		10,000,000.00	10,000,000.00
31331GGS2	32166	FFCB	10,000,000.00	2.000	06/11/2010	12/11/2008	1.973	2.000	12/11		10,000,000.00	10,000,000.00
31331GGS2	32167	FFCB	5,000,000.00	2.000	06/11/2010	12/11/2008	1.973	2.000	12/11		5,000,000.00	5,000,000.00
31331GGQ6	32171	FFCB	5,000,000.00	3.000	12/15/2011	12/15/2008	2.959	3.000	12/15		5,000,000.00	5,000,000.00
31331GHB8	32172	FFCB	5,000,000.00	2.350	06/15/2010	12/15/2008	2.318	2.350	12/15		5,000,000.00	5,000,000.00
31331GHB8	32173	FFCB	15,000,000.00	2.350	12/15/2010	12/15/2008	2.318	2.350	12/15		15,000,000.00	15,000,000.00
31331GHH5	32174	FFCB	5,000,000.00	3.000	12/19/2011	12/19/2008	2.959	3.000	12/19		5,000,000.00	5,000,000.00
31331GGU7	32175	FFCB	10,000,000.00	4.000	12/23/2013	12/23/2008	3.945	4.000	12/23		10,000,000.00	10,000,000.00
31331GJV2	32186	FFCB	5,000,000.00	2.250	01/12/2012	01/12/2009	2.219	2.250	01/12		5,000,000.00	5,000,000.00
31331GKS7	32190	FFCB	5,000,000.00	1.620	01/20/2011	01/20/2009	1.614	1.636	01/20		4,998,437.50	4,998,437.50
31331GKS7	32191	FFCB	5,000,000.00	1.620	01/20/2011	01/20/2009	1.598	1.620	01/20		5,000,000.00	5,000,000.00
31331GKX6	32192	FFCB	10,000,000.00	2.625	01/22/2013	01/22/2009	2.589	2.625	01/22		10,000,000.00	10,000,000.00
31331GLA5	32193	FFCB	5,000,000.00	2.080	01/23/2012	01/23/2009	2.062	2.080	01/23		5,000,000.00	5,000,000.00
31331GLA5	32194	FFCB	5,000,000.00	2.080	01/23/2012	01/23/2009	2.062	2.080	01/23		5,000,000.00	5,000,000.00
31331GLA5	32195	FFCB	5,000,000.00	2.080	01/23/2012	01/23/2009	2.062	2.080	01/23		5,000,000.00	5,000,000.00
31331GLA5	32196	FFCB	5,000,000.00	2.080	01/23/2012	01/23/2009	2.062	2.080	01/23		5,000,000.00	5,000,000.00
31331GLA5	32197	FFCB	5,000,000.00	2.080	01/23/2012	01/23/2009	2.062	2.080	01/23		5,000,000.00	5,000,000.00
31331GLA5	32198	FFCB	5,000,000.00	2.080	01/23/2012	01/23/2009	2.062	2.080	01/23		5,000,000.00	5,000,000.00
31331GLA5	32201	FFCB	5,000,000.00	3.050	02/06/2013	02/06/2009	3.008	3.050	Final Pmt.		5,000,000.00	5,000,000.00

**Federal Agency Issues - Coupon**

**Alameda County Treasury  
Portfolio Management  
Investment Status Report - Investments  
April 30, 2009**

CUSIP	Investment #	Issuer	Par Value	Stated Rate	Maturity Date	Purchase Date	YTM 360	YTM 365	Payment Dates	Accrued Interest At Purchase	Purchase Principal	Current Principal	Book Value
31331GMX4	32202	FFCB	15,000,000.00	3.240	02/13/2013	02/13/2009	3.196	3.240	02/13		15,000,000.00	15,000,000.00	15,000,000.00
31331GMW6	32204	FFCB	6,000,000.00	2.470	02/17/2012	02/17/2009	2.436	2.470	02/17		6,000,000.00	6,000,000.00	6,000,000.00
31331GPB9	32212	FFCB	5,000,000.00	1.450	09/09/2010	03/09/2009	1.430	1.450	03/09		5,000,000.00	5,000,000.00	5,000,000.00
31331GQS1	32214	FFCB	20,000,000.00	1.050	03/18/2010	03/18/2009	1.036	1.050	03/18		20,000,000.00	20,000,000.00	20,000,000.00
31331GRZ4	32219	FFCB	5,000,000.00	0.820	04/01/2011	04/01/2009	0.824	0.836	04/01		4,998,437.50	4,998,437.50	4,998,437.50
31331GSS9	32225	FFCB	5,000,000.00	1.650	04/14/2011	04/14/2009	1.627	1.650	04/14		5,000,000.00	5,000,000.00	5,000,000.00
31331YWG1	32043	FFCB	5,000,000.00	3.000	03/03/2011	04/29/2008	3.008	3.050	03/03	Received	4,993,116.33	4,993,116.33	4,993,116.33
3133XQ7B2	31993	FHLB	10,000,000.00	3.050	09/10/2010	03/10/2008	3.008	3.050	03/10		10,000,000.00	10,000,000.00	10,000,000.00
3133XQWD0	32051	FHLB	10,000,000.00	3.700	11/08/2011	05/08/2008	3.649	3.700	05/08		10,000,000.00	10,000,000.00	10,000,000.00
3133XRAU1	32053	FHLB	10,000,000.00	3.125	06/10/2011	05/09/2008	3.116	3.160	05/05	Received	9,990,000.00	9,990,000.00	9,990,000.00
3133XR2Y5	32067	FHLB	5,000,000.00	3.000	06/11/2010	05/29/2008	3.085	3.128	04/29	Received	4,987,500.00	4,987,500.00	4,987,500.00
3133XRDA5	32070	FHLB	4,540,000.00	3.500	06/10/2011	06/10/2008	3.627	3.678	06/10		4,517,300.00	4,517,300.00	4,517,300.00
3133XRL24	32078	FHLB	10,000,000.00	4.875	07/01/2013	07/01/2008	4.943	5.012	07/01		9,940,000.00	9,940,000.00	9,940,000.00
3133XRNV6	32079	FHLB	5,000,000.00	4.400	07/01/2011	07/01/2008	4.340	4.400	07/01		5,000,000.00	5,000,000.00	5,000,000.00
3133XRNU5	32087	FHLB	5,000,000.00	5.125	07/08/2013	07/08/2008	5.055	5.125	07/08		5,000,000.00	5,000,000.00	5,000,000.00
3133XRNU5	32088	FHLB	5,000,000.00	5.125	07/08/2013	07/08/2008	5.055	5.125	07/08		5,000,000.00	5,000,000.00	5,000,000.00
3133XRRO5	32093	FHLB	10,000,000.00	4.300	04/16/2012	07/18/2008	4.257	4.316	07/16	Received	9,995,000.00	9,995,000.00	9,995,000.00
3133XRSS0	32096	FHLB	10,000,000.00	4.100	07/22/2011	07/22/2008	4.044	4.100	07/22		10,000,000.00	10,000,000.00	10,000,000.00
3133XRSG6	32097	FHLB	6,500,000.00	3.550	07/23/2010	07/23/2008	3.501	3.550	07/23		6,500,000.00	6,500,000.00	6,500,000.00
3133XRPM6	32099	FHLB	5,000,000.00	5.000	07/09/2013	07/23/2008	4.931	4.999	07/09	Received	5,000,000.00	5,000,000.00	5,000,000.00
3133XRT34	32100	FHLB	5,000,000.00	3.500	07/15/2010	07/24/2008	3.608	3.658	07/15	Received	4,985,000.00	4,985,000.00	4,985,000.00
3133XRUD0	32104	FHLB	5,000,000.00	3.250	07/29/2010	07/29/2008	3.205	3.250	07/29		5,000,000.00	5,000,000.00	5,000,000.00
3133XRMM7	32132	FHLB	5,000,000.00	3.140	06/22/2009	10/23/2008	3.093	3.136	06/20	53,641.67	5,053,641.67	5,053,641.67	5,053,641.67
3133XRQK3	32136	FHLB	5,000,000.00	3.550	01/25/2010	10/27/2008	3.305	3.351	07/23	46,347.22	5,011,850.00	5,058,187.22	5,058,187.22
3133XSNN5	32153	FHLB	5,000,000.00	2.000	12/01/2009	11/28/2008	1.973	2.000	11/28		5,000,000.00	5,000,000.00	5,000,000.00
3133XSNT1	32156	FHLB	10,000,000.00	2.000	12/01/2009	12/01/2008	1.973	2.000	12/01		10,000,000.00	10,000,000.00	10,000,000.00
3133XSNT1	32157	FHLB	5,000,000.00	2.000	12/01/2009	12/01/2008	1.973	2.000	12/01		5,000,000.00	5,000,000.00	5,000,000.00
3133XSNT1	32158	FHLB	5,000,000.00	2.000	12/01/2009	12/01/2008	1.973	2.000	12/01		5,000,000.00	5,000,000.00	5,000,000.00
3133XSNU8	32159	FHLB	9,925,000.00	2.000	12/01/2009	12/02/2008	1.973	2.000	12/01	551.39	9,925,000.00	9,925,551.39	9,925,551.39
3133XSQC5	32178	FHLB	5,000,000.00	3.300	12/29/2011	12/29/2008	3.255	3.300	12/29		5,000,000.00	5,000,000.00	5,000,000.00
3133XSNT1	32184	FHLB	10,000,000.00	2.000	01/07/2011	01/07/2009	1.973	2.000	Final Pmt.		10,000,000.00	10,000,000.00	10,000,000.00
3133XSRS9	32185	FHLB	5,000,000.00	2.000	01/07/2011	01/07/2009	1.973	2.000	Final Pmt.		5,000,000.00	5,000,000.00	5,000,000.00
3133XSXG6	32200	FHLB	10,000,000.00	2.350	02/06/2012	02/06/2009	2.318	2.350	02/06		10,000,000.00	10,000,000.00	10,000,000.00
3133XTDZ6	32217	FHLB	5,000,000.00	1.100	03/23/2010	03/23/2009	1.085	1.100	03/23		5,000,000.00	5,000,000.00	5,000,000.00
3133XTE44	32218	FHLB	25,000,000.00	0.750	12/23/2009	03/23/2009	0.740	0.750	12/23		25,000,000.00	25,000,000.00	25,000,000.00

**Federal Agency Issues - Coupon**

**Alameda County Treasury  
Portfolio Management  
Investment Status Report - Investments  
April 30, 2009**

CUSIP	Investment #	Issuer	Par Value	Stated Rate	Maturity Date	Purchase Date	YTM 360	YTM 365	Payment Dates	Accrued Interest At Purchase	Current Purchase Principal	Book Value
<b>Federal Agency Issues - Coupon</b>												
3133XTG35	32220	FHLB	25,000,000.00	0.920	06/07/2010	04/07/2009	0.908	0.920	04/07		25,000,000.00	25,000,000.00
3133XTG33	32221	FHLB	5,000,000.00	1.000	07/07/2010	04/07/2009	0.987	1.000	04/07		5,000,000.00	5,000,000.00
3133XTG33	32222	FHLB	5,320,000.00	1.000	07/07/2010	04/07/2009	0.987	1.000	04/07		5,320,000.00	5,320,000.00
3133XTH66	32223	FHLB	5,000,000.00	1.550	04/08/2011	04/08/2009	1.529	1.550	04/08		5,000,000.00	5,000,000.00
3133XTH58	32226	FHLB	25,000,000.00	0.850	04/20/2010	04/20/2009	0.838	0.850	04/20		25,000,000.00	25,000,000.00
3133XTJ23	32228	FHLB	30,000,000.00	0.875	04/15/2010	04/21/2009	0.863	0.875	04/15	2,777.78	30,000,000.00	30,000,000.00
3133XTHN9	32229	FHLB	10,000,000.00	1.250	10/14/2010	04/22/2009	1.134	1.150	04/14		10,014,600.00	10,017,377.78
3133XTK12	32231	FHLB	8,400,000.00	1.250	01/28/2011	04/28/2009	1.233	1.250	04/28		8,400,000.00	8,400,000.00
3128X8GP1	32189	FHLMC	5,000,000.00	2.250	02/02/2012	02/05/2009	2.288	2.320	02/02	937.50	4,990,000.00	4,990,937.50
3128X8J89	32203	FHLMC	10,000,000.00	2.450	02/17/2012	02/17/2009	2.416	2.450	02/17		10,000,000.00	10,000,000.00
3128X8KX9	32205	FHLMC	10,000,000.00	2.375	02/24/2012	02/24/2009	2.342	2.375	02/24		10,000,000.00	10,000,000.00
3128X8MP4	32207	FHLMC	10,000,000.00	1.625	08/27/2010	03/02/2009	1.603	1.625	02/27	2,256.94	10,000,000.00	10,002,256.94
3128X8MS8	32208	FHLMC	5,000,000.00	2.350	03/12/2012	03/05/2009	2.335	2.367	03/02	979.17	4,997,500.00	4,998,479.17
CANTOR	32210	FHLMC	5,000,000.00	2.350	03/02/2012	03/05/2009	2.335	2.367	03/02	979.17	4,997,500.00	4,998,479.17
3128X8MS8	32211	FHLMC	10,000,000.00	2.350	03/02/2012	03/06/2009	2.335	2.367	03/02	2,611.11	9,995,000.00	9,997,611.11
3128X8QT2	32213	FHLMC	10,000,000.00	1.450	09/10/2010	03/17/2009	1.430	1.450	03/10	2,819.44	10,000,000.00	10,002,819.44
3128X8PH9	32215	FHLMC	20,000,000.00	2.750	09/19/2012	03/19/2009	2.712	2.750	03/19		20,000,000.00	20,000,000.00
3128X8WR9	32232	FHLMC	5,000,000.00	2.000	04/29/2014	04/29/2009	1.973	2.000	04/29		5,000,000.00	5,000,000.00
3136F9Y23	32164	FNMA	5,000,000.00	2.500	06/10/2010	12/10/2008	2.466	2.500	12/10		5,000,000.00	5,000,000.00
3136F9Y23	32165	FNMA	5,000,000.00	2.500	06/10/2010	12/10/2008	2.466	2.500	12/10		5,000,000.00	5,000,000.00
3136F9ZH5	32183	FNMA	5,000,000.00	2.000	07/06/2011	01/06/2009	1.973	2.000	01/06		5,000,000.00	5,000,000.00
31398AVS8	32206	FNMA	10,000,000.00	2.500	03/02/2012	03/02/2009	2.466	2.500	03/02		10,000,000.00	10,000,000.00
31398AVL3	32208	FNMA	5,000,000.00	2.000	03/02/2011	03/02/2009	1.985	2.013	03/02		4,998,750.00	4,998,750.00
3138FHEK7	32216	FNMA	10,000,000.00	2.000	09/23/2011	03/23/2009	2.013	2.041	03/23		9,990,000.00	9,990,000.00
31398AVN8	32224	FNMA	5,000,000.00	2.150	04/13/2012	04/13/2009	2.138	2.167	04/13		4,997,500.00	4,997,500.00
3139FHJF3	32227	FNMA	6,400,000.00	2.000	04/21/2014	04/21/2009	1.973	2.000	04/21		6,400,000.00	6,400,000.00
3136FHLN5	32230	FNMA	5,000,000.00	1.000	04/27/2012	04/27/2009	0.986	1.000	04/27		5,000,000.00	5,000,000.00
3133XTMA1	32233	KEYBK	20,000,000.00	0.700	04/30/2010	04/30/2009	0.690	0.700	04/30		20,000,000.00	20,000,000.00
	31579	OAKLAN	170,000.00	5.643	11/01/2009	11/01/2004	5.566	5.643	11/01		170,000.00	170,000.00
<b>Federal Agency Issues - Coupon Totals</b>			<b>885,338,000.00</b>				<b>2.488</b>	<b>2.523</b>		<b>113,901.39</b>	<b>885,216,219.08</b>	<b>885,330,120.47</b>
<b>Federal Agency Issues - Discount</b>												
313569HN6	37620	FANMAE	30,000,000.00	0.450	06/30/2009	12/16/2008	0.456	0.463	At Maturity		29,926,500.00	29,926,500.00
313385FU5	37595	FHLBDN	25,000,000.00	1.500	05/19/2008	11/05/2008	1.522	1.543	At Maturity		24,796,875.00	24,796,875.00
313385FN1	37597	FHLBDN	25,000,000.00	1.500	05/13/2009	11/13/2008	1.511	1.532	At Maturity		24,811,458.33	24,811,458.33

Portfolio ALCO  
CC

PM (PRF\_FMS) SymRept V5.01f

**Alameda County Treasury  
Portfolio Management  
Investment Status Report - Investments  
April 30, 2009**

CUSIP	Investment #	Issuer	Par Value	Stated Rate	Maturity Date	Purchase Date	YTM 360	YTM 365	Payment Dates	Accrued Interest At Purchase	Current Purchase Principal	Book Value
313385GB6	37600	FHLBDN	35,000,000.00	1.700	05/26/2009	11/19/2008	1.726	1.749	At Maturity		34,689,277.78	34,689,277.78
313385GJ0	37607	FHLBDN	20,000,000.00	1.180	06/02/2009	12/02/2008	1.187	1.204	At Maturity		19,880,688.89	19,880,688.89
313385QB5	37609	FHLBDN	21,000,000.00	1.530	12/04/2009	12/04/2008	1.570	1.591	At Maturity		20,674,237.50	20,674,237.50
313385HP4	37612	FHLBDN	17,000,000.00	0.600	07/01/2009	12/05/2008	0.609	0.618	At Maturity		16,941,066.67	16,941,066.67
313385NT9	37613	FHLBDN	25,000,000.00	1.000	11/02/2009	12/05/2008	1.021	1.035	At Maturity		24,769,444.44	24,769,444.44
313385QB5	37614	FHLBDN	25,000,000.00	1.200	12/04/2009	12/09/2008	1.228	1.245	At Maturity		24,700,000.00	24,700,000.00
313385QE9	37615	FHLBDN	25,000,000.00	1.200	12/07/2009	12/09/2008	1.228	1.245	At Maturity		24,700,000.00	24,700,000.00
313385HG4	37619	FHLBDN	40,000,000.00	0.450	06/24/2009	12/16/2008	0.456	0.463	At Maturity		39,905,000.00	39,905,000.00
313385QM1	37622	FHLBDN	30,000,000.00	0.700	12/14/2009	12/18/2008	0.713	0.723	At Maturity		29,789,416.67	29,789,416.67
313385QG4	37623	FHLBDN	20,000,000.00	0.730	12/09/2009	12/19/2008	0.744	0.754	At Maturity		19,856,027.78	19,856,027.78
313385OM1	37625	FHLBDN	50,000,000.00	0.800	12/14/2009	12/19/2008	0.816	0.827	At Maturity		49,611,111.11	49,611,111.11
313385GX8	37627	FHLBDN	15,000,000.00	0.360	06/15/2009	01/05/2009	0.361	0.366	At Maturity		14,975,850.00	14,975,850.00
313385FA9	37631	FHLBDN	10,000,000.00	0.330	05/01/2009	01/15/2009	0.330	0.335	At Maturity		9,990,283.33	9,990,283.33
313385NT9	37633	FHLBDN	30,000,000.00	0.660	11/02/2009	01/28/2009	0.670	0.680	At Maturity		29,847,100.00	29,847,100.00
313385NN2	37634	FHLBDN	40,000,000.00	0.660	10/28/2009	01/28/2009	0.670	0.679	At Maturity		39,799,800.00	39,799,800.00
313385PS9	37635	FHLBDN	30,000,000.00	0.740	11/25/2009	01/30/2009	0.753	0.763	At Maturity		29,815,616.67	29,815,616.67
313385QW9	37636	FHLBDN	30,000,000.00	0.790	12/23/2009	02/20/2009	0.805	0.816	At Maturity		19,856,483.33	19,856,483.33
313385GS9	37649	FHLBDN	30,000,000.00	0.380	06/10/2009	02/20/2009	0.380	0.386	At Maturity		29,965,166.67	29,965,166.67
313385GC4	37651	FHLBDN	15,000,000.00	0.345	05/27/2009	02/25/2009	0.345	0.350	At Maturity		14,986,918.75	14,986,918.75
313385GJ9	37652	FHLBDN	25,000,000.00	0.350	06/02/2009	02/27/2009	0.350	0.355	At Maturity		24,976,909.72	24,976,909.72
313385FT8	37653	FHLBDN	15,000,000.00	0.330	05/18/2009	02/27/2009	0.330	0.335	At Maturity		14,989,000.00	14,989,000.00
313385FA9	37654	FHLBDN	25,000,000.00	0.130	05/01/2009	03/19/2009	0.130	0.132	At Maturity		24,996,118.06	24,996,118.06
313385FW9	37655	FHLBDN	25,000,000.00	0.240	07/08/2009	03/20/2009	0.240	0.244	At Maturity		24,981,666.67	24,981,666.67
313385UX2	37656	FHLBDN	25,000,000.00	0.850	03/30/2010	03/30/2009	0.867	0.879	At Maturity		24,784,548.61	24,784,548.61
313385UZ7	37657	FHLBDN	20,000,000.00	0.840	04/01/2010	04/02/2009	0.857	0.869	At Maturity		19,830,133.33	19,830,133.33
313385RR4	37658	FHLBDN	20,000,000.00	0.610	01/05/2010	04/03/2009	0.621	0.630	At Maturity		19,906,127.78	19,906,127.78
313385PL4	37659	FHLBDN	25,000,000.00	0.490	11/19/2009	04/06/2009	0.499	0.506	At Maturity		24,922,756.94	24,922,756.94
313385MP8	37660	FHLBDN	30,000,000.00	0.460	10/05/2009	04/06/2009	0.461	0.467	At Maturity		29,930,233.33	29,930,233.33
313385RM0	37661	FHLBDN	35,000,000.00	0.620	01/07/2010	04/08/2009	0.632	0.640	At Maturity		34,834,838.89	34,834,838.89
313385RN8	37662	FHLBDN	30,000,000.00	0.620	01/08/2010	04/08/2009	0.632	0.640	At Maturity		29,857,916.67	29,857,916.67
313385KA3	37666	FHLBDN	23,000,000.00	0.210	08/05/2009	04/15/2009	0.210	0.213	At Maturity		22,984,973.33	22,984,973.33
313385LE4	37667	FHLBDN	25,000,000.00	0.210	09/02/2009	04/16/2009	0.210	0.213	At Maturity		24,979,729.17	24,979,729.17
313385VP8	37671	FHLBDN	40,000,000.00	0.680	04/15/2010	04/28/2009	0.693	0.703	At Maturity		39,734,044.44	39,734,044.44
313589GK3	37608	FNIMADN	25,000,000.00	1.100	06/03/2009	12/03/2008	1.106	1.122	At Maturity		24,860,972.22	24,860,972.22

**Alameda County Treasury  
Portfolio Management  
Investment Status Report - Investments  
April 30, 2009**

CUSIP	Investment #	Issuer	Par Value	Stated Rate	Maturity Date	Purchase Date	YTM 360	YTM 365	Payment Dates	Accrued Interest At Purchase	Current Purchase Principal	Book Value
<b>Federal Agency Issues - Discount</b>												
313385RB1	37663	FNMAFN	30,000,000.00	0.500	12/28/2009	04/08/2009	0.509	0.516	At Maturity		29,890,000.00	29,890,000.00
313589MY6	37664	FNMAFN	30,000,000.00	0.380	10/14/2009	04/15/2009	0.381	0.386	At Maturity		29,942,366.67	29,942,366.67
313589RZ8	37665	FNMAFN	25,000,000.00	0.500	01/19/2010	04/15/2009	0.509	0.516	At Maturity		24,903,125.00	24,903,125.00
313589QJ8	37668	FNMAFN	25,000,000.00	0.380	12/14/2009	04/22/2009	0.366	0.371	At Maturity		24,941,000.00	24,941,000.00
313385QM1	37669	FNMAFN	25,000,000.00	0.380	12/14/2009	04/22/2009	0.397	0.402	At Maturity		24,936,083.33	24,936,083.33
313589QV6	37670	FNMAFN	20,000,000.00	0.380	12/22/2009	04/23/2009	0.387	0.392	At Maturity		19,948,700.00	19,948,700.00
313589TE3	37673	FNMAFN	30,000,000.00	0.380	02/17/2010	04/28/2009	0.387	0.392	At Maturity		29,906,583.31	29,906,583.31
313397QM6	37672	FREDIE	40,000,000.00	0.300	12/14/2009	04/28/2009	0.305	0.309	At Maturity		39,923,333.33	39,923,333.33
		<b>Federal Agency Issues - Discount Totals</b>	<b>1,211,000,000.00</b>				<b>0.686</b>	<b>0.695</b>		<b>0.00</b>	<b>1,205,007,483.72</b>	<b>1,205,007,483.72</b>

<b>Local Agency Investment Funds</b>												
40003		LAIF	40,000,000.00	1.870	//	01/02/2002	1.844	1.870	03/31 - Quarterly		40,000,000.00	40,000,000.00
		<b>Local Agency Investment Funds Totals</b>	<b>40,000,000.00</b>				<b>1.844</b>	<b>1.870</b>		<b>0.00</b>	<b>40,000,000.00</b>	<b>40,000,000.00</b>

<b>Medium Term Notes</b>												
06052AA9	45561	BANKAM	5,000,000.00	1.700	12/23/2010	12/23/2008	1.677	1.700	12/23		5,000,000.00	5,000,000.00
22237LPM8	45544	COUNTR	5,000,000.00	4.125	09/15/2009	02/05/2007	5.178	5.250	09/15	Received	4,864,150.00	4,864,150.00
36962GV35	45512	GE	10,000,000.00	5.310	02/01/2011	02/01/2006	5.237	5.310	02/01		10,000,000.00	10,000,000.00
38141GEF7	45564	GOLDMA	5,000,000.00	5.000	01/15/2011	04/13/2007	5.070	5.140	01/15	Received	4,975,970.69	4,975,970.69
40429CCQ3	45550	HSBC	5,000,000.00	4.750	04/15/2010	03/02/2007	4.902	4.970	10/15	Received	4,968,350.00	4,968,350.00
5526E0AL7	45555	MBNA	5,000,000.00	4.625	08/03/2009	04/30/2007	4.873	4.940	02/03	Received	4,966,350.00	4,966,350.00
949746NB3	45562	WELLS	5,000,000.00	4.875	01/12/2011	03/09/2007	4.826	4.893	01/12	Received	4,996,600.00	4,996,600.00
		<b>Medium Term Notes Totals</b>	<b>40,000,000.00</b>				<b>4.622</b>	<b>4.686</b>		<b>0.00</b>	<b>39,771,420.69</b>	<b>39,771,420.69</b>

<b>Mutual Funds and Open Repo</b>												
70047		AMBEA1	0.00	5.260	//	06/21/2006	5.188	5.260	07/30 - Quarterly		0.00	0.00
70048		AMBEA2	48,000,000.00	0.300	//	06/21/2006	0.296	0.300	06/30 - Monthly		48,000,000.00	48,000,000.00
70037		BLACKR	40,000,000.00	1.750	//	06/21/2006	1.726	1.750	10/31 - Monthly		40,000,000.00	40,000,000.00
70049		CALBK	55,000,000.00	1.800	//	07/07/2006	1.775	1.800	07/31 - Monthly		55,000,000.00	55,000,000.00
70050		CALTRU	0.00	2.420	//	09/12/2006	2.387	2.420	09/30 - Monthly		0.00	0.00
70035		FEDERA	0.00	5.180	//	09/12/2006	5.109	5.180	07/01 - Monthly		0.00	0.00
70007		FICP	39,000,000.00	0.250	//	03/27/2009	0.247	0.250	07/01 - Monthly		39,000,000.00	39,000,000.00
70056		FICP	1,000,000.00	2.130	//	12/11/2007	2.101	2.130	03/27 - Monthly		1,000,000.00	1,000,000.00
70053		FSAGOV	41,000,000.00	0.270	//	12/11/2007	0.266	0.270	12/31 - Monthly		41,000,000.00	41,000,000.00
70042		FSALAP	0.00	5.150	//	10/23/2000	5.079	5.150	10/24 - Monthly		0.00	0.00

Portfolio ALCO  
CC

**Alameda County Treasury  
Portfolio Management  
Investment Status Report - Investments  
April 30, 2009**

CUSIP	Investment #	Issuer	Par Value	Stated Rate	Maturity Date	Purchase Date	YTM 360	YTM 365	Payment Dates	Accrued Interest At Purchase	Current Purchase Principal	Book Value
<b>Mutual Funds and Open Repo</b>												
	70043	FSAPRI	47,000,000.00	0.270	/ /	10/23/2000	0.266	0.270	10/24 - Monthly		47,000,000.00	47,000,000.00
	70041	JPMORG	50,000,000.00	0.600			0.592	0.600	06/30 - Monthly		50,000,000.00	50,000,000.00
	70044	MERGOV	0.00	2.170	/ /	08/05/2005	2.140	2.170	09/05 - Monthly		0.00	0.00
	70045	MERINT	0.00	5.140	/ /	09/12/2005	5.070	5.140	09/30 - Monthly		0.00	0.00
	70040	MILE	47,000,000.00	0.230			0.227	0.230	02/23 - Monthly		47,000,000.00	47,000,000.00
	70052	MORGAN	41,000,000.00	0.180	/ /	06/08/2007	0.178	0.180	07/01 - Monthly		41,000,000.00	41,000,000.00
	70051	UBOC	90,000,000.00	0.850	/ /	11/09/2006	0.838	0.850	11/30 - Monthly		90,000,000.00	90,000,000.00
	70055	UBOC2	102,000,000.00	1.260	/ /	11/24/2008	1.243	1.260	11/30 - Monthly		102,000,000.00	102,000,000.00
	70054	UNITED	50,000,000.00	1.180	/ /	01/11/2008	1.164	1.180	01/31 - Monthly		50,000,000.00	50,000,000.00
	70046	WMSCAP	44,000,000.00	0.220	/ /	04/27/2006	0.217	0.220	04/30 - Monthly		44,000,000.00	44,000,000.00
		<b>Mutual Funds and Open Repo Totals</b>	<b>695,000,000.00</b>				<b>0.768</b>	<b>0.778</b>		<b>0.00</b>	<b>695,000,000.00</b>	<b>695,000,000.00</b>

<b>Treasury Securities - Coupon</b>												
912828H7	80182	TNTS	10,000,000.00	1.750	03/31/2010	04/17/2008	1.928	1.955	03/31	Received	9,960,937.50	9,960,937.50
912828H7	80183	TNTS	10,000,000.00	1.750	03/31/2010	04/17/2008	2.001	2.029	03/31	Received	9,946,875.00	9,946,875.00
912828H7	80184	TNTS	5,000,000.00	1.750	03/31/2010	04/17/2008	2.005	2.033	03/31	Received	4,973,046.88	4,973,046.88
912828HX1	80185	TNTS	5,000,000.00	2.125	04/30/2010	05/05/2008	2.384	2.417	04/30	Received	4,971,875.00	4,971,875.00
912828HD5	80191	TNTS	10,000,000.00	4.000	09/30/2009	03/16/2009	0.422	0.428	09/30	183,516.48	10,192,900.00	10,376,416.48
912828HX18	80192	TNTS	35,000,000.00	2.125	04/30/2010	04/06/2009	0.622	0.630	10/31	322,565.61	35,555,078.13	35,877,643.74
912828JC5	80193	TNTS	30,000,000.00	2.875	06/30/2010	04/15/2009	0.610	0.619	12/31	250,172.65	30,814,500.00	31,064,672.65
912828KH2	80194	TNTS	40,000,000.00	0.875	03/31/2011	04/15/2009	0.839	0.851	03/31	14,344.26	40,018,750.00	40,033,094.26
912828JS0	80195	TNTS	50,000,000.00	1.250	11/30/2010	04/16/2009	0.769	0.780	11/30	235,233.52	50,378,300.50	50,613,534.02
912828KH2	80196	TNTS	25,000,000.00	0.915	03/31/2011	04/17/2009	0.943	0.956	03/31	10,160.52	24,980,468.75	24,990,629.27
912828KN9	80197	TNTS	10,000,000.00	1.875	04/30/2014	04/30/2009	1.993	2.020	04/30		9,931,250.00	9,931,250.00
912828KN9	80198	TNTS	20,000,000.00	1.875	04/30/2014	04/30/2009	2.002	2.030	04/30		19,853,125.00	19,853,125.00
		<b>Treasury Securities - Coupon Totals</b>	<b>250,000,000.00</b>				<b>1.038</b>	<b>1.052</b>		<b>1,015,993.04</b>	<b>251,577,106.76</b>	<b>252,593,099.80</b>

<b>Treasury Securities - Discount</b>												
912795L82	85114	TBILLS	20,000,000.00	0.200	05/14/2009	02/02/2009	0.200	0.203	At Maturity		19,988,777.78	19,988,777.78
912795Q79	85115	TBILLS	20,000,000.00	0.235	06/04/2009	02/02/2009	0.235	0.238	At Maturity		19,984,072.22	19,984,072.22
912795V81	85118	TBILLS	10,000,000.00	0.360	09/15/2009	02/02/2009	0.364	0.369	At Maturity		9,977,500.00	9,977,500.00
		<b>Treasury Securities - Discount Totals</b>	<b>50,000,000.00</b>				<b>0.247</b>	<b>0.250</b>		<b>0.00</b>	<b>49,950,350.00</b>	<b>49,950,350.00</b>

**Alameda County Treasury**  
**Portfolio Management**  
**Investment Status Report - Investments**  
**April 30, 2009**

CUSIP	Investment #	Issuer	Par Value	Stated Rate	Maturity Date	Purchase Date	YTM	YTM	Payment Dates	Accrued Interest At Purchase	Purchase Principal	Current	Book Value
			3,385,536,000.00				1.338	1.356		1,129,894.43	3,380,720,580.25	3,361,850,474.68	
<b>Investment Totals</b>													

**2009-2010****CONTRACT NUMBER:**  
\_\_\_\_\_**LEA:** ALBANY UNIFIED SCHOOL DISTRICT**NONPUBLIC SCHOOL/AGENCY/RELATED SERVICES PROVIDER:**

Summitview

**NONPUBLIC, NONSECTARIAN SCHOOL/AGENCY SERVICES  
MASTER CONTRACT*****AUTHORIZATION FOR MASTER CONTRACT AND GENERAL PROVISIONS*****1. MASTER CONTRACT**

This Master Contract is entered into this 1<sup>st</sup> day of July, 2009, between the Albany Unified School District (hereinafter referred to as "LEA") and \_\_\_\_\_ (hereinafter referred to as "CONTRACTOR") for the purpose of providing special education and/or related services to LEA pupils with exceptional needs under the authorization of California Education Code sections 56157, 56361 and 56365 *et seq.* and Title 5 of the California Code of Regulations section 3000 *et seq.*, AB490 (Chapter 862, Statutes of 2003) and AB1858 (Chapter 914, Statutes of 2004). It is understood that this Master Contract does not commit LEA to pay for special education and/or related services provided to any LEA pupil, or CONTRACTOR to provide such special education and/or related services, unless and until an authorized LEA representative approves the provision of special education and/or related services by CONTRACTOR pursuant to an Individualized Education Plan (hereinafter referred to as "IEP"), Individual Family Service Plan (hereinafter referred to as IFSP) or Rehabilitation Act Section 504 plan.

SELPA Collaborative. The LEA is a member of the Bay Area SELPA Collaborative. Nonpublic schools and nonpublic agencies that are geographically located in one of the participating SELPAs agree to participate in this collaborative process to establish a uniform contract for identified services and standards. The established system provides NPA/Ss with an opportunity to have input to the development of the process, contract issues, etc., and a simplified, standard process for rate negotiation with the participating SELPAs. Issues listed on the Rate Schedule portion of this Master Contract may be reviewed on an annual basis upon request of the CONTRACTOR using the established Bay Area SELPA Collaborative system. CONTRACTOR agrees that the rates set forth in this Master Contract will remain unchanged from July 1 through June 30 of the term of contract, with no changes in the services provided, unless changed in a duly executed amendment to this Master Contract signed by both parties. Increases in rates will be considered on an annual basis and remain unchanged for the term of the contract from July 1 through June 30, with no changes in level of service provided without written approval by both parties.

NPA/Ss that are not geographically located in a participating SELPA should negotiate rates with their geographically corresponding SELPA(s). The LEA will contact the corresponding



62. CONTRACTOR	<i>Summitview</i>	CONTRACTOR NUMBER		2009-2010
(NONPUBLIC SCHOOL OR AGENCY)			(CONTRACT YEAR)	

Per CDE Certification, total enrollment may not exceed 28

The attached rate schedule limits the number of LEA students that may be enrolled and maximum dollar amount of the contract. It may also limit the maximum number of students that can be provided specific services. Per diem rates for LEA students whose IEPs authorize less than a full instructional day shall be adjusted proportionally. Special education and/or related services offered by CONTRACTOR, shall be provided by qualified personnel as per State and Federal law, and the codes and charges for such educational and/or related services during the term of this contract, shall be as stated in section 62.

**Rate Schedule.** Special education and/or related services offered by CONTRACTOR, and the charges for such educational and/or related services during the term of this contract shall be as follows:

	Rate	Period
A. Basic Education Program/Special Education Instruction	<i>107.27</i>	<i>daily</i>
Basic Education Program/Dual Enrollment*		



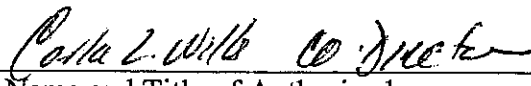
\*Per Diem rates for LEA pupils whose IEP/IFSPs authorize less than a full instructional day shall be adjusted proportionally. In such cases only, the adjustments in basic rate shall be based on the percentage of a 240-minute instructional day.

**B. Related Services**

(1)	a. Transportation – Round Trip	<i>16.45</i>	<i>daily</i>
	b. Transportation – One Way		
	c. Transportation-Dual Enrollment		
	d. MTA		
	e. Parent*		
(2)	a. Educational Counseling – Individual		
	b. Educational Counseling – Group of		
	c. Counseling – Parent		
(3)	a. Adapted Physical Education – Individual		
	b. Adapted Physical Education – Group of		
	c. Adapted Physical Education – Group of		
(4)	a. Language and Speech Therapy – Individual		
	b. Language and Speech Therapy – Group of 2		
	c. Language and Speech Therapy – Group of 3		
	d. Language and Speech Therapy – Per diem		
	e. Language and Speech - Consultation Rate		
(5)	a. Additional Adult Assistance - Individual <small>(must be authorized on IEP/IFSP)</small>		
	b. Additional Adult Assistance – Group of 2		
	c. Additional Adult Assistance – Group of 3		
(6)	Intensive Special Education Instruction, by credentialed special education teacher		
(7)	a. Occupational Therapy – Individual		

	b. Occupational Therapy – Group of 2			
	c. Occupational Therapy – Group of 3			
	d. Occupational Therapy – Group of 4 - 7			
	e. Occupational Therapy - Consultation Rate			
(9)	Physical Therapy			
(10)	a. Behavior Intervention – BII			
	b. Behavior Intervention – BID			
	Provided by:			
(11)	Nursing Services			
(12)	Other: Psychological Services other than Assessment and IEP			
(13)	Home or Hospital Instruction			
(14)	Other			

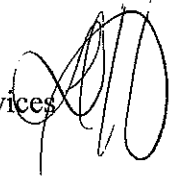
The parties hereto have executed this Contract by and through their duly authorized agents or representatives. This contract is effective on the 1st day of July 2009 and terminates at 5:00 P.M. on June 30, 2010, unless sooner terminated as provided herein.

CONTRACTOR,		ALBANY UNIFIED SCHOOL DISTRICT	
Nonpublic School/Agency			
By:		By:	
	Signature <span style="float: right;">Date</span>		
			Diane Marie, Director of Special Education
	Name and Title of Authorized Representative		<u>6/24/09</u> Date
		By:	
Notices to CONTRACTOR shall be addressed to:		Notices to LEA shall be addressed to:	
Name <u>Carla L. Wills</u>		Name: Diane Marie, Director of Special Education	
Nonpublic School/Agency, Service Provider <u>Summitview school</u>		Albany Unified School District	
Address <u>768 Pleasant Valley Rd #304</u>		Address: 601 San Gabriel Avenue	
City <u>Diamond Springs, CA</u> State <u>CA</u> Zip <u>95209</u>	City: Albany	State: CA	Zip: 94706
Phone <u>(530) 621-9800</u>	Phone: 510-559-6536		
Fax <u>(530) 621-9804</u>	Fax: 510-559-6543		
Email <u>@wills@summitviewtreatment.org</u>	Email: diane.marie@albany.k12.ca.us		
Website <u>Summitviewtreatment.org</u>	Website		

**ALBANY UNIFIED SCHOOL DISTRICT  
BOARD AGENDA BACKUP**

**Regular Meeting of June 30, 2009**

**ITEM:** Adoption of the 2009-2010 Budget and acceptance of the Categorical Flexibility funding provisions per SBX34

**PREPARED BY:** Laurie Harden, Assistant Superintendent, Business Services 

**TYPE OF ITEM:** Action

**BACKGROUND INFORMATION:**

*Budget*

The 2009-10 Budget is presented to the Board for review and approval. The law requires the Board to adopt a budget on or before July 1 of each year, and present the budget to the County Superintendent of Schools. A Public Hearing is required prior to the adoption of the budget.

The State is projecting a \$24 billion dollar deficit and continues to struggle with how to address the shortfall. Ultimately, public education could see further revenue reductions pending the final adoption of the State budget. The district has incorporated significant cost-saving measures to address the current revenue reductions. These reductions temporarily address State budget revenue reductions, but are not long-term solutions for the educational programs of the district. The district will continue to explore options to devise a palatable plan to address the budget imbalance

The budget document contains a narrative section which is designed to provide an overview of the district's financial position, as well as provide information related to budget assumptions utilized in the budget development process.

Additionally, detailed budget information is provided in the State Report, Multi-Year Financial Projections and Categorical Flexibility sections.


*Categorical Flexibility SBX34*

SBX34, Chapter 12, Statutes of 2009 authorized school district to use finding received from the State for Tier III programs, for any education purpose. The flexibility to use funds from these programs is authorized for five years from 2008-09 through 2012-13 per Education Code 42605.

**RECOMMENDATION: Approve the 2009-10 Budget and accept the flexibility options for Categorical Programs per SBX34.**

**ALBANY UNIFIED SCHOOL DISTRICT  
BOARD AGENDA BACKUP**

**Regular Meeting of June 30, 2009**

**ITEM:** SchoolCare 2009-10 First Round Funding Allocations  
**PREPARED BY:** Marla Stephenson, Superintendent   
**TYPE OF ITEM:** Approve

---

**BACKGROUND INFORMATION:**

SchoolCARE was founded in 2001 by a group of dedicated parents. These parents with the help of a committed community raised funds to restore electives and student services throughout our district . Since that time SchoolCare has continued to support AUSD through its annual fundraising efforts. Albany School District is fortunate to have so many parents and community members who share the vision of enhancing public education through private support.

SchoolCARE is requesting that the Board accept the first round funding allocation of \$274,000. Please see the attached description of the services and staffing that will be provided

---

**FINANCIAL INFORMATION:** The general fund will increase by \$274,000.

**RECOMMENDATION**

Approve SchoolCare 2009-10 First Round Funding Allocations

# SCHOOL CARE

1563 Solano Avenue, #537 • Albany, CA 94707 • [www.AlbanySchoolCARE.org](http://www.AlbanySchoolCARE.org)

June 8, 2009

AUSD Superintendent, Marla Stephenson  
AUSD Ass't. Superintendent, Laurie Harden

Dear Marla and Laurie,

We are writing to let you know that our SchoolCARE board met this afternoon and approved the following as our first round of funding allocations for the coming 2009-10 school year. The items we are offering to fund are the top wish list items requested by the school sites through their collaborative, site based process of evaluating their needs and priorities for the coming year. These items reflect participation by administrators, teachers, parents, and at AMS and AHS students. This is our 9th year of being able to offer additional community support to enhance the quality of education in Albany. As always, we appreciate your continued cooperation in helping to make this possible.

So, with the help of the entire Albany school community, SchoolCARE is pleased to be able to provide the following educational support services and staffing for the coming 2009-2010 school year.

## **Elementary Schools:**

1.5 FTE Intervention/Reading Specialists

\*\*Note, these FTE amounts reflect the combined allocation for all elementary schools. Our commitment is to equitable distribution of funds. Up until now, at the desire of the district, these allocations have been divided equally among the three elementary schools, so that we would expect this to result in .5 FTE for each elementary school. If there is a desire to adjust that distribution, please confer with us.

## **Albany Middle School:**

0.4 FTE Counselor

0.6 FTE for three elective sections

## **Albany High School:**

0.8 FTE Career coordinator

1.0 FTE for five elective sections to enhance choice and schedule flexibility

## **MacGregor High School:**

As needed to reach 0.1 FTE Counselor (up to \$2,500)

\$500 in support of their culinary arts program

SchoolCARE understands that the costs associated with some of these positions are estimated and subject to change due to staff assignments, benefit choices, etc. SchoolCARE commits to funding the actual costs to the district for these positions. We have worked closely with the business office to establish an approximate maximum cost of \$274,000.

*SchoolCARE is a not-for-profit, tax-exempt corporation. Tax ID # 91-2153262*

*Board of Directors: President: Teresa Barnett, Treasurer: Julie Burke*

*Yael Bloom, Marguerite Buck-Bauer, Helene Class, Cathy DeCuir, Debbie Essex, Barbara Grady Ayer, Meg Griffith, Connie Kidney, Carol Newborg, Janet Seltzer, Amy St. George, Kym Sterner, Amy Tick*



1563 Solano Avenue, #537 • Albany, CA 94707 • [www.AlbanySchoolCARE.org](http://www.AlbanySchoolCARE.org)

Given the extraordinary financial challenges of this year, we will continue to aggressively fundraise through the summer. We will notify the district and site administrators if we are able to raise funds before the end of June to restore another 0.2 FTE each at AHS and AMS, particularly if this added position would be needed to restore the 7th period at these schools. As in the past, we expect to be back with a small additional round of funding in August, depending on donations as they continue over the summer.

Sincerely,

Kym Sterner and Debbie Essex  
SchoolCARE Needs and Resources Co-Chairs

On behalf of the entire SchoolCARE Board:

Teresa Barnett, President

Karen Larson, past-Secretary

Julie Burke, Treasurer

Yael Bloom

Marguerite Buck-Bauer

Helene Class

Cathy DeCuir Goodman

Barbara Grady Ayer

Meg Griffith

Connie Kidney

Stephen Naiff

Carol Newborg

Janet Seltzer

Ross Stapleton-Gray

Amy St. George

Kym Sterner

Amy Tick

And on behalf of many committed volunteers


*SchoolCARE is a not-for-profit, tax-exempt corporation. Tax ID # 91-2153262*

**Board of Directors: President: Teresa Barnett, Treasurer: Julie Burke**

*Yael Bloom, Marguerite Buck-Bauer, Helene Class, Cathy DeCuir, Debbie Essex, Barbara Grady Ayer, Meg Griffith, Connie Kidney, Carol Newborg, Janet Seltzer, Amy St. George, Kym Sterner, Amy Tick*

**ALBANY UNIFIED SCHOOL DISTRICT  
BOARD AGENDA BACKUP**

**Regular Meeting of June 30, 2009**

**ITEM:** Parcel Tax Committee Report  
**PREPARED BY:** Marla Stephenson, Superintendent 

**TYPE OF ITEM:** Review and Discussion

---

**BACKGROUND INFORMATION:**

Board convened a Parcel Tax Committee on March 3, 2009, that includes two Board members, interested parents and interested members of the community. The purpose of the committee is to:

1. Develop options for the structure of a new parcel tax including the possibilities of rebasing the 1987 Parcel Tax; enlarge, extend and/or make the 2005 Parcel Tax permanent and/or merge the three Parcel Taxes.
  2. Conduct a community survey to determine the level of support for the school district and the level of support for an additional tax.
  3. Present the results of the survey and parcel tax options to the Board.
- 

**FINANCIAL INFORMATION:**

No fiscal impact.

**RECOMMENDATION**

Review and discuss the Parcel Tax Committee Report.

**AD HOC PARCEL TAX COMMITTEE REPORT  
JUNE 30, 2009**

**PROCESS**

The parcel tax committee is a self selected group of volunteers who accepted the charge from the Board to develop recommendations about a parcel tax solution to the current budget crisis and, in the process, to conduct a voter survey. We are parents of current and former AUSD students – are children range from current kindergarteners all the way to current college students. We are all voters – either renters or homeowners in Albany. We met several times in public meetings and our deliberations were conducted in a brainstorming style with “decisions” limited to the process and content of the survey only. Our data and findings from the survey are attached as a power point presentation.

**THE SITUATION**

**TAXES** Albany schools get our income from the State and Federal government. Most of our income comes in the form of per child allocations, and some is restricted for specific programs and services. Parcel taxes are the only tax that a local school district can impose on its own, and they must pass by a 2/3 majority of those voting. Albany has three schools parcel taxes currently. Albany’s balance of local, state and federal funds ranks us in the median of Alameda county school districts for per student total funding. (See attached spreadsheet)

<b>Tax Yr and status</b>	<b>Amount /Unit</b>	<b>Annual Revenue</b>	<b>Exemptions</b>
1987 permanent	\$131.76	\$1,085,642	None
1999 permanent	\$155.88	\$1,209,361	Seniors
2005 expires 2013	\$267.90	\$2,074,363	Seniors, Low Inc
<b>TOTALS:</b>	<b>\$555.54</b>	<b>\$4,369,366</b>	

Currently, 19 senior households and 0 low income households claim the exemptions, and the lost revenue to the district is just \$7989 dollars. If the exemption was extended to the 87 tax, the additional cost would be \$2454.

Beginning with the 2011-2012 school year, AUSD would be required to prepare its three year projections showing the loss of the 2005 tax after the 2012-13 school year. Because the county will require that the Board approve some sort of plan for replacing the revenue or cutting services in that third year in order to give the AUSD a “positive certification” it is ideal that the 2005 tax be renewed or made permanent on or before the June 2011 election. The last possible general election in which to renew or make the tax permanent without loss of revenue is November of 2012.

**ECONOMY AND BUDGET** Most of the 2.2 million in cuts that the school board has made due to the current budget crisis will not be obvious to students and parents until September of 2009. Therefore while our survey reflects the level of awareness that the



voters have of the current crisis, a parcel tax campaign would be conducted in a different environment – presumably one where at least current parents are more aware of the issues. We cannot know what sort of budget resolution will pass at the State level or how the outlook for the economy will change between now and then.

**POLITICAL** Between 1983 and 2006 California voters have approved 211 parcel taxes in 414 elections – a little over half of the measures. The Committee is aware of 11 Bay Area parcel tax efforts in nearby communities which went to the voters in May and June of this year. Of these, 7 were successful and 4 failed.

Successful	Failed
Piedmont w/72% yes (\$249 emergency + renew all old taxes)	Pleasanton w/61.7 % yes (\$233 for 4 years)
Novato w/67.7% yes (\$96 for six years)	Redwood City 62.1% yes (\$91 for 4 years)
San Ramon 72% (renew expiring and increase, \$144 7 years)	Mt. Diablo 58.6% yes (\$99)
Woodside w/74.8% yes (continue tax of \$242 for eight more years)	Jefferson Elementary w/ 57.9% yes (\$85 for 7 years)
Moreland in Santa Clara w/69% yes (\$95 for eight years)	
Cupertino w/69.9% support (\$125 for six years)	
San Carlos w/71.2% yes (\$78 for six years)	

We noticed that the legal language in these measures included the prevalence of clauses that guarantee audits of the use of funds, or specifically prohibit the use of funds for administrative salaries. We also noticed the measures that attracted vigorous “no” campaigns in Pleasanton and Mount Diablo were attacked as poorly planned or as ways to give unneeded raises to teachers.

The Committee will be making a presentation to the Albany City Council on July 6<sup>th</sup>, but it is our understanding that the City is not considering any tax measures for the November ballot at this time.

We are concerned that outside of Albany, the County or the State may decide to put several measures on the ballot, including tax measures, and that could sour the climate towards our measure. On the other hand by November we anticipate that Albany voters will have a much greater understanding of the severity of the State budget issues and of their immediate impact on local schools.

**COMMUNITY** Part of the reason for forming our committee at this time was the expressed desire of many potential volunteers to work on this issue. The committee’s

work suggests that a parcel tax campaign will attract significant volunteer support. In addition to the 24 individuals who contributed to the committee's work in some way, there were 15 people who volunteered to help with the survey itself, including parents, teachers and students and numerous community members who do not have children in the schools. While participation in the exploratory process does not necessarily mean support of any particular final parcel tax proposal, the level of participation and enthusiasm bodes very well for a future campaign. All of the survey workers are now, to some extent, experts on the public opinion, and thus able to make significant leadership contributions to a future campaign effort. It is worth noting that controversy over curriculum decisions severely limited teacher and some parent participation in March and April and this is a caution for the future.

**THE OPTIONS**

The committee focused it's work on gathering information that would allow the Board to choose between 3 options for the structure of a new parcel tax. We decided to add a 4<sup>th</sup> option – 2 separate initiatives – because we realized that the Board had two goals 1) to raise some new funds to meet the current crisis and b) to stabilize our local revenue base including the 2005 tax on which we are now very dependent because of the budget crisis.

**OPTION 1 – RESTRUCTURE EXISTING TAXES** In this proposal, the voters would be asked to approve one measure which would combine the 3 existing parcel taxes and update them in the following ways:

- a) Raise the amount of the 87 tax to what it would be if it had increased with inflation instead of at the rate of 2% a year. This would raise approx 1 million additional dollars for the district.
- b) Make the 2005 parcel tax permanent.
- c) Add a senior and low income exemption to the 87 tax and a low income exemption to the 99 tax so as to lower the parcel tax burden of certain community members who may be struggling financially.
- d) Change the language of the per parcel allocation to ensure that it is able to withstand legal challenges. (See below).

*Example Language from the AUSD attorney: To continue providing an excellent education for the children of Albany, including for school library and mental health services, science, technology, business, arts, music and athletics classes, keeping class sizes small, and attracting and retaining highly qualified teachers, shall Albany Unified School District renew, extend and replace three existing parcel taxes as a single tax of \$xxx per parcel per year, commencing July 1, 2010, adjusted annually for inflation and exempting low-income owners and eligible taxpayers 65 and older?*

Pro's	Con's
Reduces the taxes of elderly and low income	Goes to the voters with a big huge overall price tag
Avoids future campaign to make 05 tax permanant	Both complicated and difficult to understand – or it can seem simple but

	voters feel we aren't being straightforward.
Minimizes risk of legal challenges	
Makes the whole tax base more sensitive to inflation	

**OPTION 2 – MAKE THE 2005 parcel tax permanent, and increase the amount temporarily to meet the challenge of the budget crisis.**

*Example Language from a successful measure in Las Lomitas, CA: To maintain educational excellence and high academic standards, keep class sizes small, improve reading and writing, offer music, art and language classes, provide students access to computers, maintain science, math and technology classes, other classroom needs, and attract/retain high quality teachers, shall the Las Lomitas Elementary School District replace and increase the current parcel tax by \$115 (\$196 to \$311) beginning July 1, 2007, with exemptions for residents 65 and older and with public accountability measures?*

Pro's	Con's
Matches a temporary increase with what we can hope is a temporary crisis – in terms flexible enough to accommodate the possibility of a long recession or a recalcitrant state government.	Goes to the voters with a big overall price tag for the combined old and new tax
Avoids future campaign to make 05 tax permanent	Both complicated and difficult to understand – or it can seem simple but voters feel we aren't being straightforward – especially on the issue of permanent vs temporary.

**OPTION 3 – AN EMERGENCY TAX** that would meet the current need and disappear if or when state funding returns to 2008 levels (probably defined by ongoing ADA revenue).

*Example Language from a successful measure in Menlo Park School District: To restore programs lost due to state budget cuts, including funding for remedial math and reading, textbooks and materials, and preparing teachers in the most effective techniques in math, reading, and science, shall Menlo Park City Elementary School District levy a supplemental special tax of \$73/year per taxable parcel beginning 7/1/2004, adjusted annually for Consumer Price Index changes, and increase the appropriations limit annually according to statute, with an exemption available to individuals aged 65 and older?*

Pro's	Con's
Matches a temporary increase with what we can hope is a temporary crisis – in terms flexible enough to accommodate the possibility of a long recession or a recalcitrant state government.	Does not stabilize the 2005 tax, leaving us with another campaign to run, and a potentially disastrous set of cuts to make down the line.
Lower total dollar amount is more likely to pass	

**OPTION 4 – 2 SEPARATE INITIATIVES** – Option 1 (but with no cost increase so that it is clearly just a restructuring – no new taxes. Hopefully, avoid mentioning the total amount of the taxes in the short version of the measure) and Option 3 (an emergency tax of something close to \$150 to raise something close to \$1.5 million.)

Pro's	Con's
Accomplishes both the goal of new funds and the goal of stability for the long term – avoiding the need for future campaign	Voters will still be more aware of the total dollar amount than if we campaigned only for an emergency tax
Clearly separates the two goals so that each has an independent chance of passing even if the other fails.	Voters may still confuse the issue of permanence between the two initiatives and feel that the emergency tax lacks credibility
Lets us use the energy of a hot issue campaign to help pass a boring restructuring issue	Longer ballot

At the Board meeting on the 30<sup>th</sup>, the committee will attempt to illustrate the options in a “decision tree” format. **It is our preliminary finding that Option 4 offers the greatest potential gain with the fewest trade-offs in terms of risk of failure. This finding is conditional on achieving legal language for the restructuring that minimizes the voter’s “sticker shock”.**

NEW TAX AMOUNT AND PURPOSES:

The Committee tested 3 different per parcel amounts in our survey - \$250, \$150, and \$95. We based these on the previous survey, and on the staff’s estimate of what kind of funding was needed – \$250 or \$2 million to reverse the effects of state budget cuts, but \$150 or approx \$1.25 million as a workable amount in a tight budget. Our reading of the survey results is that a smaller tax will be easier to pass. We also find from looking at other initiatives that round numbers are not advisable and would suggest something more exact such as \$147.

The Committee spent relatively little time discussing the purposes for the tax. It was felt that the emergency tax should be designated generally for returning programs cut due to budget cuts and provide specific examples of the most crucial programs that were cut. A restructuring should attempt to be true to the original purposes of the three taxes while simplifying to remove redundancy and outdated language. Any tax that goes to the voters should contain the “attract and retain qualified teachers” language in order to be true to existing union agreements and recognize the priority that many voters place on “quality”.

THE LEGAL ISSUES

**DEFINITION OF A PARCEL:** Our discussions with the District's legal advisors turned up some important issues to consider. Most importantly, all three of Albany's current parcel taxes are actually taxes on residential and commercial "units". This allows us to collect multiple per unit fees on apartment buildings which are technically one or two parcels but have many more "units". Because some commercial units such as Golden Gate Fields have only a few units (5 in the case of GGF) the decision was made to tax these units on the basis of their square footage. The rates were set at a level which, for most commercial units comes out to about the same amount as a residential unit, but for some comes out to much more. GGF for example, pays about \$600,000. There is currently a lawsuit pending in Alameda, which charges that this type of "split roll" tax is illegal "separate" treatment under state law. If the judge finds Alameda's parcel tax illegal, then Albany's parcel taxes could be also in jeopardy. To avoid this situation, our lawyer advises using language that includes a minimum such as this language from Emeryville's tax:

*To strengthen and improve essential academic curricula and educational programs for the District's students, shall the Emery Unified School District be authorized to levy, for 6 years only beginning July 1, 2003, an annual tax of \$0.10 per square foot of improved property or \$50.00 per parcel, including vacant parcels, whichever is greater with an exemption for eligible property owners age 65 or over, and to appoint a Citizen's Fiscal Oversight Committee?*

Our survey volunteers found that some voters are confused about the definition of the word parcel and concerned about whether their home is on more than one parcel.

**EXEMPTIONS:** Our lawyer has also advised us that the low income exemption, while popular, is not recognized as legal. There is little risk to using it however, since it is easily "severed" from the main language of the parcel tax. If a court ever specifically ruled against such exemptions, we would simply stop offering them without losing any other part of our measure. The City of Albany has a low income exemption on its library tax, and Oakland has a low income exemption on its parcel tax.

*Writing on behalf of the committee,*

*Miriam Walden*

Active Committee Members: Kat Bliss, Allissa Reiter, Dave Reiter, Mark Priven, Sheryl Black, Barbara Grady Ayer, Teresa Barnet, John Lacy, Robert Cheasty, Amy Tick, David Glasser, Leo Hurley, Jonathan Walden, Barbara Lewitt, Loring Barker, Heather.

*Attachments:*


- 1) District Revenues for Alameda Co. as an excel file – note that local revenue approximates the parcel tax per ADA – not per parcel, and there are other sources of local revenue such as rents, etc.
- 2) Parcel Tax Survey 2009 analysis and findings as a power point presentation.

County Name	District Name	Enrollment	ADA	% Enrollment to ADA	Revenue Limit Sources	Federal Revenue	Other State Revenue	Other Local Revenue	Total Revenue	Rank by Total Revenue
Alameda	Alameda City Unified	10315	9685	93.9%	5807	474	1453	1124	8,859	10
Alameda	Albany City Unified	3810	3695	97.0%	5792	266	1642	1440	9,140	8
Alameda	Berkeley Unified	8954	8554	95.5%	5961	507	2242	3998	12,708	2
Alameda	Castro Valley Unified	8827	8609	97.5%	5774	1362	4138	416	11,690	4
Alameda	Dublin Unified	5556	5394	97.1%	6650	179	1130	751	8,710	11
Alameda	Emery Unified	815	774	95.0%	7188	393	1614	4371	13,566	1
Alameda	Fremont Unified	31948	31079	97.3%	5763	446	2168	286	8,663	12
Alameda	Hayward Unified	21612	20750	96.0%	5804	624	1954	850	9,232	7
Alameda	Livermore Valley Joint Unified	13201	13051	98.9%	5780	349	1243	999	8,370	15
Alameda	New Haven Unified	13004	12775	98.2%	5759	374	1411	751	8,296	16
Alameda	Newark Unified	7142	6949	97.3%	5736	298	1683	759	8,476	14
Alameda	Oakland Unified	46431	36750	79.1%	5952	1516	3476	1183	12,127	3
Alameda	Piedmont City Unified	2552	2491	97.6%	5952	247	943	4465	11,607	5
Alameda	Pleasanton Unified	14864	14665	98.7%	6347	587	2398	778	10,110	6
Alameda	San Leandro Unified	8719	8474	97.2%	5762	485	1613	719	8,580	13
Alameda	San Lorenzo Unified	11821	10817	91.5%	5914	455	1704	819	8,891	9

Source: <http://www.ed-data.k12.ca.us/Navigation/fsTwoPanel.asp?bottom=%2Fprofile%2Easp%3Flevel%3D06%26reportNumber%3D16>

**ALBANY UNIFIED SCHOOL DISTRICT  
BOARD AGENDA BACKUP**

**Regular Meeting of June 30, 2009**

**ITEM:** Strategic Plan External Facilitation  
**PREPARED BY:** Marla Stephenson, Superintendent 

**TYPE OF ITEM:** Review and Discussion

---

**BACKGROUND INFORMATION:**

The Board directed the Superintendent to develop a process that would result in a District Strategic Plan. Strategic planning determines where an organization is going over the next three years, how it's going to get there and how it'll know if it got there or not. The focus of a strategic plan is on the entire organization. The work will begin with the focus on the Albany Unified School District's vision and values, then develop goals to work towards the vision, implement strategies to achieve the goals, and action planning (who will do what and by when). A strategic plan greatly helps to clarify the district's plans and ensure that key staff is all "on the same script". Far more important than the strategic plan document, is the strategic planning process itself.

The following criteria were used to evaluate strategic plan external facilitators:

1. Ability to make a long term commitment to support District Strategic Planning and necessary support to ensure full implementation
2. Understanding of small high achieving school districts
3. Ability to link District plan to school sites so that plan becomes visible through the work of the schools
4. Equipped to engage a wide array of stakeholders in the development of the plan and communicate effectively about the both the design and the desired outcomes
5. Experience working with all levels of K-12
6. Willingness to customize portions of the planning process to fit the unique needs of our district
7. Work within our budget of \$25, 000.

The team of Mary Townsend and Lynn Perino fit the above criteria. Mary Townsend will present the proposed process and timelines to the Board. She will solicit ideas and address any concerns or issues. A Special Board Meeting is planned for August 4<sup>th</sup> at 4:30- 6:30pm.

---

**FINANCIAL INFORMATION:**

No fiscal impact.

**RECOMMENDATION**

Review and discuss the Strategic Plan External Facilitation